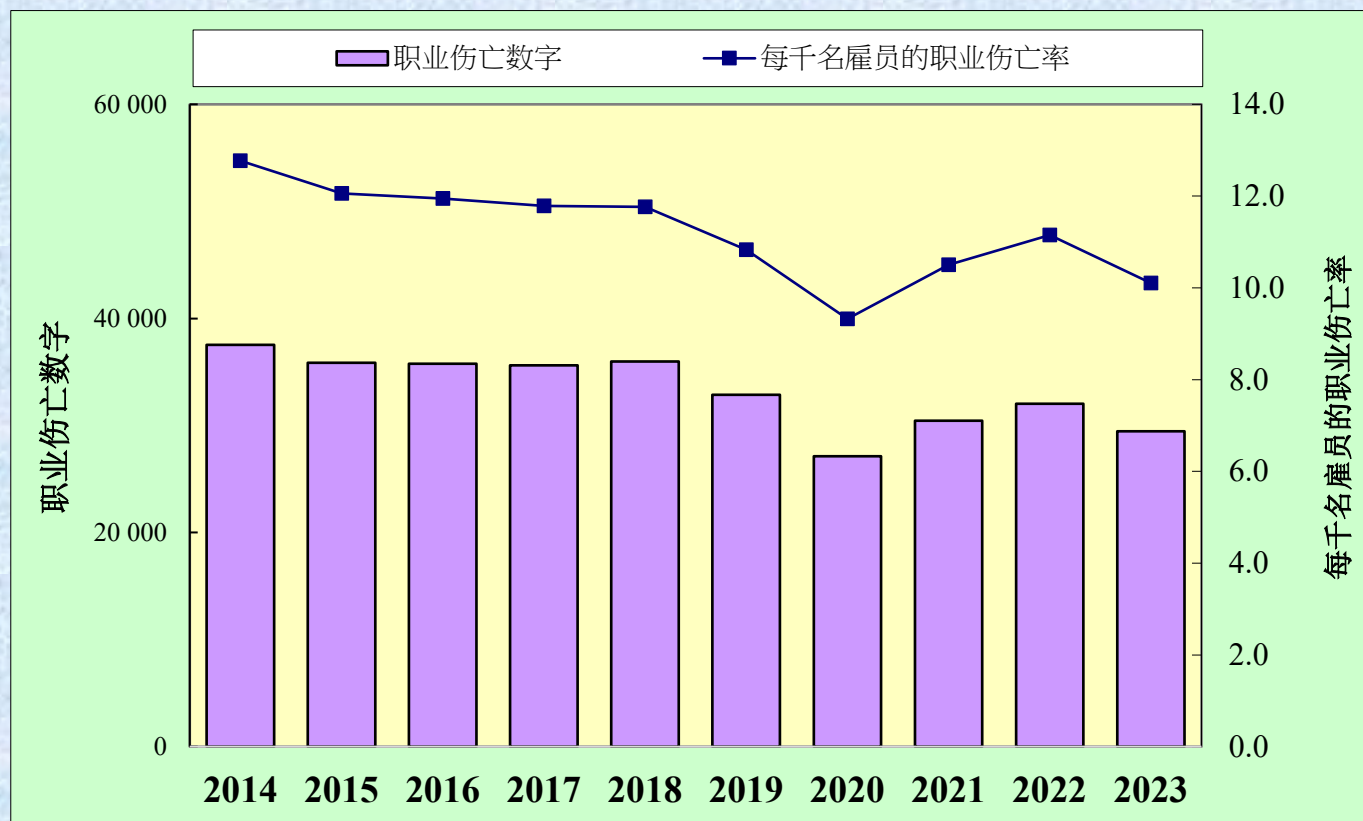


职业安全及健康统计数字 2023



职业安全及健康部
劳工处

二零二四年八月





职业安全及健康统计数字

简介

这里所载的统计数字，是就香港与工作有关的意外和职业病提供资料及分析，显示不同经济界别和选定行业最近的意外趋势。雇主、雇员与职业安全及健康工作从业人员可利用这些统计数字，按整体意外率及行业的平均统计数字，与本身机构的表现作出比较。我们希望这类资料可协助个别机构，更能妥善地管理其职业安全及健康计划，从而改善安全表现。

名词定义及其他资料

职业伤亡个案 是指根据《雇员补偿条例》呈报在工作地点发生的致命个案或导致失去工作能力三天以上的受伤个案。

职业伤亡个案 包括《职业安全及健康条例》管辖范围以外的呈报个案，例如源于自然疾病的个案、在香港境外发生的个案等等。

工业意外 是指在《工厂及工业经营条例》所界定的工业经营内发生的受伤或死亡意外，而这些意外是因工业活动而引致的。

职业病 是指根据《职业安全及健康条例》、《雇员补偿条例》、《职业性失聪(补偿)条例》和《肺尘埃沉着病及间皮瘤(补偿)条例》呈报及经证实的职业病和气体中毒个案。

每千名雇员的职业伤亡率 的计算方法如下：

$$\frac{\text{职业伤亡数字}}{\text{*受雇人数}} \times 1000$$

每千名工人的工业意外率 的计算方法如下：

$$\frac{\text{工业意外数字}}{\text{*受雇人数}} \times 1000$$

*受雇人数资料源自政府统计处发表的《就业及空缺按季统计报告》。



由于每个国家就编制统计数字所定呈报意外及职业病的法例要求、涵盖的经济界别及采纳的劳动人口定义都不同，所以统计数字的资料成分或会因地而异。因此不同地区的意外及职业病统计数字，不一定能够直接互作比较，必须小心诠释。

如欲查询有关以上意外统计详情，请联络劳工处意外分析及资讯科。

(电话号码：2815 0678 传真号码：2541 8537)

如欲查询有关以上职业病统计详情，请联络劳工处职业医学科(健康推广)。

(电话号码：2852 4041 传真号码：2581 2049)

如有任何关于工作地点的不安全作业模式或环境状况的投诉，请致电劳工处职安健投诉热线 2542 2172 或在劳工处网页填写并递交网上职安健投诉表格。所有投诉均会绝对保密。

如欲获取最新的职安健资讯，请下载劳工处「职安健 2.0」流动应用程序。



网上职安健投诉表格



「职安健 2.0」流动应用程序

电子邮件: enquiry@labour.gov.hk

网址: <https://www.labour.gov.hk/>



Occupational Injuries in All Workplaces in 2023

- analysed by Industry Section

二零二三年所有工作地点之职业伤亡个案 - 按行业主类分析

Industry Section 行业主类		2022 二零二二年		2023 二零二三年	
Agriculture, forestry and fishing	农业、林业及渔业	13	(1)	20	
Mining and quarrying	采矿及采石业	0		0	
Manufacturing	制造业	1 191	(12)	1 306	(19)
Electricity, gas and waste management	电力、燃气及废弃物管理	112	(5)	113	(2)
Construction	建筑业	4 377	(51)	3 300	(45)
Import/export, wholesale and retail trades	进出口贸易、批发及零售业	2 259	(23)	2 214	(36)
Transportation, storage, postal and courier services	运输、仓库、邮政及速递服务	2 408	(23)	3 369	(43)
Accommodation and food services	住宿及膳食服务	4 409	(17)	4 897	(15)
Information and communications	资讯及通讯	207	(5)	204	(3)
Financing and insurance	金融及保险	162	(4)	228	(3)
Real estate	地产	2 400	(35)	2 374	(34)
Professional and business services	专业及商用服务	4 767	(63)	3 938	(57)
Public administration, and social and personal services	公共行政以及社会及个人服务	9 494	(19)	7 253	(21)
Other industries	其他行业	227	(8)	240	(8)
TOTAL	总数	32 026	(266)	29 456	(286)

Notes:

- Occupational injuries refer to injury cases in workplaces reported under the Employees' Compensation Ordinance, resulting in death or incapacity for work of over three days.
- Figures in brackets denote the number of fatalities which has also been included in the number of injuries.
- The above injury figures of 2022 are recorded as at 30 March 2023.
- The above injury figures of 2023 are recorded as at 27 March 2024.
- The above statistics are compiled based on the Hong Kong Standard Industrial Classification Version 2.0.

注释:

- 职业伤亡个案是指根据《雇员补偿条例》呈报在工作地点发生的致命个案或导致失去工作能力三天以上的受伤个案。
- 括号内的数字显示死亡人数，数字已包括在伤亡数字内。
- 上列二零二二年的伤亡数字为截至2023年3月30日所记录的数字。
- 上列二零二三年的伤亡数字为截至2024年3月27日所记录的数字。
- 以上的统计数字是按《香港标准行业分类2.0版》编制。

Occupational Injuries in All Workplaces
in 2023

- analysed by Type of Accident

二零二三年所有工作地点之职业伤亡个案 - 按意外类别分析


Type of Accident 意外类别		2022 二零二二年		2023 二零二三年	
Trapped in or between objects	受困于物件之内或物件之间	937	(1)	886	(2)
Injured whilst lifting or carrying	提举或搬运物件时受伤	4 507		5 259	
Slip, trip or fall on same level	滑倒、绊倒或在同一高度跌倒	9 253		9 805	(2)
Fall of person from height	人体从高处堕下	743	(13)	845	(16)
Striking against fixed or stationary object	与固定或不动的物件碰撞	1 732		1 863	
Striking against or struck by moving object	被移动物件或与移动物件碰撞	1 846	(2)	2 302	(2)
Stepping on object	踏在物件上	117		224	
Exposure to or contact with harmful substance	暴露于有害物质中或接触有害物质	176		186	(2)
Contact with electricity or electric discharge	触电或接触放出的电流	24		23	(3)
Trapped by collapsing or overturning object	受困于倒塌或翻侧的物件	35	(9)	22	(1)
Struck by falling object	遭堕下的物件撞击	844		587	(2)
Struck by moving vehicle	遭移动中的车辆撞倒	1 002	(16)	1 224	(18)
Contact with moving machinery or object being machined	触及开动中的机器或触及以机器制造中的物件	451	(2)	510	(1)
Drowning	遇溺	1	(1)	2	(2)
Exposure to fire	火警烧伤	25		24	
Exposure to explosion	爆炸受伤	8	(1)	12	
Injured by hand tool	被手工具所伤	1 319		1 350	(1)
Injured by fall of ground	泥土倾泻受伤	0		0	
Asphyxiation	窒息	0		0	
Contact with hot surface or substance	触及灼热表面或物质	1 124		1 233	
Injured by animal	被动物所伤	392		452	(1)
Injured in workplace violence	于工作场所暴力事件中受伤	730		914	
Others	其他类别	6 760	(221)	1 733	(233)
TOTAL	总数	32 026	(266)	29 456	(286)

Notes:

- Occupational injuries refer to injury cases in workplaces reported under the Employees' Compensation Ordinance, resulting in death or incapacity for work of over three days.
- Figures in brackets denote the number of fatalities which has also been included in the number of injuries.
- The above injury figures of 2022 are recorded as at 30 March 2023.
- The above injury figures of 2023 are recorded as at 27 March 2024.

注释:

- 职业伤亡个案是指根据《雇员补偿条例》呈报在工作地点发生的致命个案或导致失去工作能力三天以上的受伤个案。
- 括号内的数字显示死亡人数，数字已包括在伤亡数字内。
- 上列二零二二年的伤亡数字为截至2023年3月30日所记录的数字。
- 上列二零二三年的伤亡数字为截至2024年3月27日所记录的数字。

Occupational Injuries in Manufacturing Industry
in 2023

- analysed by Type of Accident

二零二三年制造业之职业伤亡个案 - 按意外类别分析

Type of Accident 意外类别		2022 二零二二年	2023 二零二三年
Trapped in or between objects	受困于物件之内或物件之间	52	50
Injured whilst lifting or carrying	提举或搬运物件时受伤	213	219
Slip, trip or fall on same level	滑倒、绊倒或在同一高度跌倒	318	307
Fall of person from height	人体从高处堕下	35	44 (3)
Striking against fixed or stationary object	与固定或不动的物件碰撞	72	92
Striking against or struck by moving object	被移动物件或与移动物件碰撞	119 (2)	148 (1)
Stepping on object	踏在物件上	3	9
Exposure to or contact with harmful substance	暴露于有害物质中或接触有害物质	9	18
Contact with electricity or electric discharge	触电或接触放出的电流	1	1
Trapped by collapsing or overturning object	受困于倒塌或翻侧的物件	2	1
Struck by falling object	遭堕下的物件撞击	43	33
Struck by moving vehicle	遭移动中的车辆撞倒	22 (1)	64 (1)
Contact with moving machinery or object being machined	触及开动中的机器或触及以机器制造中的物件	114 (1)	121 (1)
Drowning	遇溺	0	0
Exposure to fire	火警烧伤	1	1
Exposure to explosion	爆炸受伤	1 (1)	1
Injured by hand tool	被手工具所伤	58	65 (1)
Injured by fall of ground	泥土倾泻受伤	0	0
Asphyxiation	窒息	0	0
Contact with hot surface or substance	触及灼热表面或物质	72	71
Injured by animal	被动物所伤	2	2
Injured in workplace violence	于工作场所暴力事件中受伤	6	4
Others	其他类别	48 (7)	55 (12)
TOTAL	总数	1 191 (12)	1 306 (19)

Notes:

- Occupational injuries refer to injury cases in workplaces reported under the Employees' Compensation Ordinance, resulting in death or incapacity for work of over three days.
- Figures in brackets denote the number of fatalities which has also been included in the number of injuries.
- The above injury figures of 2022 are recorded as at 30 March 2023.
- The above injury figures of 2023 are recorded as at 27 March 2024.

注释:

- 职业伤亡个案是指根据《雇员补偿条例》呈报在工作地点发生的致命个案或导致失去工作能力三天以上的受伤个案。
- 括号内的数字显示死亡人数，数字已包括在伤亡数字内。
- 上列二零二二年的伤亡数字为截至2023年3月30日所记录的数字。
- 上列二零二三年的伤亡数字为截至2024年3月27日所记录的数字。



Occupational Injuries in Construction Industry in 2023

- analysed by Type of Accident

二零二三年建造业之职业伤亡个案 - 按意外类别分析

Type of Accident 意外类别		2022 二零二二年		2023 二零二三年	
Trapped in or between objects	受困于物件之内或物件之间	163	(1)	106	(2)
Injured whilst lifting or carrying	提举或搬运物件时受伤	585		598	
Slip, trip or fall on same level	滑倒、绊倒或在同一高度跌倒	946		923	(1)
Fall of person from height	人体从高处堕下	213	(10)	240	(9)
Striking against fixed or stationary object	与固定或不动的物件碰撞	324		386	
Striking against or struck by moving object	被移动物件或与移动物件碰撞	288		346	(1)
Stepping on object	踏在物件上	30		43	
Exposure to or contact with harmful substance	暴露于有害物质中或接触有害物质	9		7	(2)
Contact with electricity or electric discharge	触电或接触放出的电流	7		12	(3)
Trapped by collapsing or overturning object	受困于倒塌或翻侧的物件	17	(6)	5	(1)
Struck by falling object	遭堕下的物件撞击	190		150	(1)
Struck by moving vehicle	遭移动中的车辆撞倒	25		25	(1)
Contact with moving machinery or object being machined	触及开动中的机器或触及以机器制造中的物件	148		194	
Drowning	遇溺	0		0	
Exposure to fire	火警烧伤	5		5	
Exposure to explosion	爆炸受伤	1		9	
Injured by hand tool	被手工具所伤	106		32	
Injured by fall of ground	泥土倾泻受伤	0		0	
Asphyxiation	窒息	0		0	
Contact with hot surface or substance	触及灼热表面或物质	11		10	
Injured by animal	被动物所伤	4		8	
Injured in workplace violence	于工作场所暴力事件中受伤	22		15	
Others	其他类别	1 283	(34)	186	(24)
TOTAL	总数	4 377	(51)	3 300	(45)

Notes:

- Occupational injuries refer to injury cases in workplaces reported under the Employees' Compensation Ordinance, resulting in death or incapacity for work of over three days.
- Figures in brackets denote the number of fatalities which has also been included in the number of injuries.
- The above injury figures of 2022 are recorded as at 30 March 2023.
- The above injury figures of 2023 are recorded as at 27 March 2024.

注释:

- 职业伤亡个案是指根据《雇员补偿条例》呈报在工作地点发生的致命个案或导致失去工作能力三天以上的受伤个案。
- 括号内的数字显示死亡人数，数字已包括在伤亡数字内。
- 上列二零二二年的伤亡数字为截至2023年3月30日所记录的数字。
- 上列二零二三年的伤亡数字为截至2024年3月27日所记录的数字。



Occupational Injuries in Food and Beverage Services in 2023

- analysed by Type of Accident

二零二三年餐饮服务业之职业伤亡个案 - 按意外类别分析

Type of Accident 意外类别		2022 二零二二年	2023 二零二三年
Trapped in or between objects	受困于物件之内或物件之间	48	41
Injured whilst lifting or carrying	提举或搬运物件时受伤	429	525
Slip, trip or fall on same level	滑倒、绊倒或在同一高度跌倒	885	1 038
Fall of person from height	人体从高处堕下	31	17
Striking against fixed or stationary object	与固定或不动的物件碰撞	241	205
Striking against or struck by moving object	被移动物件或与移动物件碰撞	146	167
Stepping on object	踏在物件上	1	8
Exposure to or contact with harmful substance	暴露于有害物质中或接触有害物质	35	29
Contact with electricity or electric discharge	触电或接触放出的电流	4	1
Trapped by collapsing or overturning object	受困于倒塌或翻侧的物件	3	2
Struck by falling object	遭堕下的物件撞击	72	45
Struck by moving vehicle	遭移动中的车辆撞倒	52	40 (1)
Contact with moving machinery or object being machined	触及开动中的机器或触及以机器制造中的物件	66	68
Drowning	遇溺	0	0
Exposure to fire	火警烧伤	8	6
Exposure to explosion	爆炸受伤	2	0
Injured by hand tool	被手工具所伤	617	671
Injured by fall of ground	泥土倾泻受伤	0	0
Asphyxiation	窒息	0	0
Contact with hot surface or substance	触及灼热表面或物质	729	791
Injured by animal	被动物所伤	24	20
Injured in workplace violence	于工作场所暴力事件中受伤	21	36
Others	其他类别	140 (16)	130 (11)
TOTAL	总数	3 554 (16)	3 840 (12)

Notes:

- Occupational injuries refer to injury cases in workplaces reported under the Employees' Compensation Ordinance, resulting in death or incapacity for work of over three days.
- Figures in brackets denote the number of fatalities which has also been included in the number of injuries.
- The above injury figures of 2022 are recorded as at 30 March 2023.
- The above injury figures of 2023 are recorded as at 27 March 2024.

注释:

- 职业伤亡个案是指根据《雇员补偿条例》呈报在工作地点发生的致命个案或导致失去工作能力三天以上的受伤个案。
- 括号内的数字显示死亡人数，数字已包括在伤亡数字内。
- 上列二零二二年的伤亡数字为截至2023年3月30日所记录的数字。
- 上列二零二三年的伤亡数字为截至2024年3月27日所记录的数字。



Occupational Injuries in Import and Export Trade in 2023

- analysed by Type of Accident

二零二三年进出口贸易业之职业伤亡个案 - 按意外类别分析

Type of Accident 意外类别		2022 二零二二年	2023 二零二三年
Trapped in or between objects	受困于物件之内或物件之间	12	15
Injured whilst lifting or carrying	提举或搬运物件时受伤	83	115
Slip, trip or fall on same level	滑倒、绊倒或在同一高度跌倒	145	172
Fall of person from height	人体从高处堕下	17	25
Striking against fixed or stationary object	与固定或不动的物件碰撞	13	21
Striking against or struck by moving object	被移动物件或与移动物件碰撞	30	23
Stepping on object	踏在物件上	1	3
Exposure to or contact with harmful substance	暴露于有害物质中或接触有害物质	2	0
Contact with electricity or electric discharge	触电或接触放出的电流	1	0
Trapped by collapsing or overturning object	受困于倒塌或翻侧的物件	0	0
Struck by falling object	遭堕下的物件撞击	14	5
Struck by moving vehicle	遭移动中的车辆撞倒	26	43 (2)
Contact with moving machinery or object being machined	触及开动中的机器或触及以机器制造中的物件	6	9
Drowning	遇溺	0	0
Exposure to fire	火警烧伤	0	0
Exposure to explosion	爆炸受伤	0	0
Injured by hand tool	被手工具所伤	12	15
Injured by fall of ground	泥土倾泻受伤	0	0
Asphyxiation	窒息	0	0
Contact with hot surface or substance	触及灼热表面或物质	4	4
Injured by animal	被动物所伤	1	4
Injured in workplace violence	于工作场所暴力事件中受伤	2	2
Others	其他类别	39 (14)	47 (20)
TOTAL	总数	408 (14)	503 (22)

Notes:

- Occupational injuries refer to injury cases in workplaces reported under the Employees' Compensation Ordinance, resulting in death or incapacity for work of over three days.
- Figures in brackets denote the number of fatalities which has also been included in the number of injuries.
- The above injury figures of 2022 are recorded as at 30 March 2023.
- The above injury figures of 2023 are recorded as at 27 March 2024.

注释:

- 职业伤亡个案是指根据《雇员补偿条例》呈报在工作地点发生的致命个案或导致失去工作能力三天以上的受伤个案。
- 括号内的数字显示死亡人数，数字已包括在伤亡数字内。
- 上列二零二二年的伤亡数字为截至2023年3月30日所记录的数字。
- 上列二零二三年的伤亡数字为截至2024年3月27日所记录的数字。

Occupational Injuries in Wholesale
in 2023

- analysed by Type of Accident

二零二三年批发业之职业伤亡个案 - 按意外类别分析


Type of Accident 意外类别		2022 二零二二年	2023 二零二三年
Trapped in or between objects	受困于物件之内或物件之间	12	7
Injured whilst lifting or carrying	提举或搬运物件时受伤	69	51
Slip, trip or fall on same level	滑倒、绊倒或在同一高度跌倒	54	61
Fall of person from height	人体从高处堕下	10	8
Striking against fixed or stationary object	与固定或不动的物件碰撞	9	15
Striking against or struck by moving object	被移动物件或与移动物件碰撞	18	19
Stepping on object	踏在物件上	0	0
Exposure to or contact with harmful substance	暴露于有害物质中或接触有害物质	0	0
Contact with electricity or electric discharge	触电或接触放出的电流	0	0
Trapped by collapsing or overturning object	受困于倒塌或翻侧的物件	1	0
Struck by falling object	遭堕下的物件撞击	8	2
Struck by moving vehicle	遭移动中的车辆撞倒	13	25
Contact with moving machinery or object being machined	触及开动中的机器或触及以机器制造中的物件	6	3
Drowning	遇溺	0	0
Exposure to fire	火警烧伤	0	0
Exposure to explosion	爆炸受伤	0	0
Injured by hand tool	被手工具所伤	9	2
Injured by fall of ground	泥土倾泻受伤	0	0
Asphyxiation	窒息	0	0
Contact with hot surface or substance	触及灼热表面或物质	2	2
Injured by animal	被动物所伤	2	5
Injured in workplace violence	于工作场所暴力事件中受伤	0	0
Others	其他类别	11 (2)	11
TOTAL	总数	224 (2)	211

Notes:

- Occupational injuries refer to injury cases in workplaces reported under the Employees' Compensation Ordinance, resulting in death or incapacity for work of over three days.
- Figures in brackets denote the number of fatalities which has also been included in the number of injuries.
- The above injury figures of 2022 are recorded as at 30 March 2023.
- The above injury figures of 2023 are recorded as at 27 March 2024.

注释:

- 职业伤亡个案是指根据《雇员补偿条例》呈报在工作地点发生的致命个案或导致失去工作能力三天以上的受伤个案。
- 括号内的数字显示死亡人数，数字已包括在伤亡数字内。
- 上列二零二二年的伤亡数字为截至2023年3月30日所记录的数字。
- 上列二零二三年的伤亡数字为截至2024年3月27日所记录的数字。



Occupational Injuries in Retail Trade in 2023

- analysed by Type of Accident

二零二三年零售业之职业伤亡个案 - 按意外类别分析

Type of Accident 意外类别		2022 二零二二年	2023 二零二三年
Trapped in or between objects	受困于物件之内或物件之间	34	34
Injured whilst lifting or carrying	提举或搬运物件时受伤	409	388
Slip, trip or fall on same level	滑倒、绊倒或在同一高度跌倒	445	425
Fall of person from height	人体从高处堕下	78	78
Striking against fixed or stationary object	与固定或不动的物件碰撞	93	84
Striking against or struck by moving object	被移动物件或与移动物件碰撞	116	120
Stepping on object	踏在物件上	9	13
Exposure to or contact with harmful substance	暴露于有害物质中或接触有害物质	3	1
Contact with electricity or electric discharge	触电或接触放出的电流	3	3
Trapped by collapsing or overturning object	受困于倒塌或翻侧的物件	0	1
Struck by falling object	遭堕下的物件撞击	77	45
Struck by moving vehicle	遭移动中的车辆撞倒	27	27
Contact with moving machinery or object being machined	触及开动中的机器或触及以机器制造中的物件	25	14
Drowning	遇溺	0	0
Exposure to fire	火警烧伤	2	0
Exposure to explosion	爆炸受伤	0	0
Injured by hand tool	被手工具所伤	177	140
Injured by fall of ground	泥土倾泻受伤	0	0
Asphyxiation	窒息	0	0
Contact with hot surface or substance	触及灼热表面或物质	18	16
Injured by animal	被动物所伤	1	12
Injured in workplace violence	于工作场所暴力事件中受伤	16	20
Others	其他类别	94 (7)	79 (14)
TOTAL	总数	1 627 (7)	1 500 (14)

Notes:

- Occupational injuries refer to injury cases in workplaces reported under the Employees' Compensation Ordinance, resulting in death or incapacity for work of over three days.
- Figures in brackets denote the number of fatalities which has also been included in the number of injuries.
- The above injury figures of 2022 are recorded as at 30 March 2023.
- The above injury figures of 2023 are recorded as at 27 March 2024.

注释:

- 职业伤亡个案是指根据《雇员补偿条例》呈报在工作地点发生的致命个案或导致失去工作能力三天以上的受伤个案。
- 括号内的数字显示死亡人数，数字已包括在伤亡数字内。
- 上列二零二二年的伤亡数字为截至2023年3月30日所记录的数字。
- 上列二零二三年的伤亡数字为截至2024年3月27日所记录的数字。

Occupational Injuries in Transport, Warehousing and Support Services for Transportation
in 2023

- analysed by Type of Accident

二零二三年运输、货仓及运输辅助服务业之职业伤亡个案 - 按意外类别分析

Type of Accident 意外类别		2022 二零二二年	2023 二零二三年
Trapped in or between objects	受困于物件之内或物件之间	104	116
Injured whilst lifting or carrying	提举或搬运物件时受伤	393	914
Slip, trip or fall on same level	滑倒、绊倒或在同一高度跌倒	556	742
Fall of person from height	人体从高处堕下	90 (2)	118
Striking against fixed or stationary object	与固定或不动的物件碰撞	104	191
Striking against or struck by moving object	被移动物件或与移动物件碰撞	192	294
Stepping on object	踏在物件上	11	17
Exposure to or contact with harmful substance	暴露于有害物质中或接触有害物质	2	8
Contact with electricity or electric discharge	触电或接触放出的电流	2	1
Trapped by collapsing or overturning object	受困于倒塌或翻侧的物件	3 (1)	3
Struck by falling object	遭堕下的物件撞击	83	96 (1)
Struck by moving vehicle	遭移动中的车辆撞倒	402 (5)	473 (5)
Contact with moving machinery or object being machined	触及开动中的机器或触及以机器制造中的物件	7	8
Drowning	遇溺	0	1 (1)
Exposure to fire	火警烧伤	1	1
Exposure to explosion	爆炸受伤	0	1
Injured by hand tool	被手工具所伤	12	23
Injured by fall of ground	泥土倾泻受伤	0	0
Asphyxiation	窒息	0	0
Contact with hot surface or substance	触及灼热表面或物质	12	33
Injured by animal	被动物所伤	7	14
Injured in workplace violence	于工作场所暴力事件中受伤	44	58
Others	其他类别	303 (14)	183 (33)
TOTAL	总数	2 328 (22)	3 295 (40)

Notes:

- Occupational injuries refer to injury cases in workplaces reported under the Employees' Compensation Ordinance, resulting in death or incapacity for work of over three days.
- Figures in brackets denote the number of fatalities which has also been included in the number of injuries.
- The above injury figures of 2022 are recorded as at 30 March 2023.
- The above injury figures of 2023 are recorded as at 27 March 2024.

注释:

- 职业伤亡个案是指根据《雇员补偿条例》呈报在工作地点发生的致命个案或导致失去工作能力三天以上的受伤个案。
- 括号内的数字显示死亡人数，数字已包括在伤亡数字内。
- 上列二零二二年的伤亡数字为截至2023年3月30日所记录的数字。
- 上列二零二三年的伤亡数字为截至2024年3月27日所记录的数字。

Occupational Injuries in Accommodation Services
in 2023

- analysed by Type of Accident

二零二三年住宿服务业之职业伤亡个案 - 按意外类别分析

Type of Accident 意外类别		2022 二零二二年	2023 二零二三年
Trapped in or between objects	受困于物件之内或物件之间	45	45
Injured whilst lifting or carrying	提举或搬运物件时受伤	132	167
Slip, trip or fall on same level	滑倒、绊倒或在同一高度跌倒	241	279
Fall of person from height	人体从高处堕下	14	33
Striking against fixed or stationary object	与固定或不动的物件碰撞	113	110
Striking against or struck by moving object	被移动物件或与移动物件碰撞	64	111
Stepping on object	踏在物件上	6	6
Exposure to or contact with harmful substance	暴露于有害物质中或接触有害物质	12	18
Contact with electricity or electric discharge	触电或接触放出的电流	0	0
Trapped by collapsing or overturning object	受困于倒塌或翻侧的物件	0	1
Struck by falling object	遭堕下的物件撞击	17	13
Struck by moving vehicle	遭移动中的车辆撞倒	0	11
Contact with moving machinery or object being machined	触及开动中的机器或触及以机器制造中的物件	10	18
Drowning	遇溺	0	0
Exposure to fire	火警烧伤	0	1
Exposure to explosion	爆炸受伤	0	0
Injured by hand tool	被手工具所伤	105	127
Injured by fall of ground	泥土倾泻受伤	0	0
Asphyxiation	窒息	0	0
Contact with hot surface or substance	触及灼热表面或物质	73	78
Injured by animal	被动物所伤	1	1
Injured in workplace violence	于工作场所暴力事件中受伤	7	5
Others	其他类别	15 (1)	33 (3)
TOTAL	总数	855 (1)	1 057 (3)

Notes:

- Occupational injuries refer to injury cases in workplaces reported under the Employees' Compensation Ordinance, resulting in death or incapacity for work of over three days.
- Figures in brackets denote the number of fatalities which has also been included in the number of injuries.
- The above injury figures of 2022 are recorded as at 30 March 2023.
- The above injury figures of 2023 are recorded as at 27 March 2024.

注释:

- 职业伤亡个案是指根据《雇员补偿条例》呈报在工作地点发生的致命个案或导致失去工作能力三天以上的受伤个案。
- 括号内的数字显示死亡人数，数字已包括在伤亡数字内。
- 上列二零二二年的伤亡数字为截至2023年3月30日所记录的数字。
- 上列二零二三年的伤亡数字为截至2024年3月27日所记录的数字。



Occupational Injuries in Information and Communications in 2023

- analysed by Type of Accident

二零二三年资讯及通讯业之职业伤亡个案 - 按意外类别分析

Type of Accident 意外类别		2022 二零二二年	2023 二零二三年
Trapped in or between objects	受困于物件之内或物件之间	5	2
Injured whilst lifting or carrying	提举或搬运物件时受伤	20	33
Slip, trip or fall on same level	滑倒、绊倒或在同一高度跌倒	84	76
Fall of person from height	人体从高处堕下	8	13
Striking against fixed or stationary object	与固定或不动的物件碰撞	19	12
Striking against or struck by moving object	被移动物件或与移动物件碰撞	16	17
Stepping on object	踏在物件上	1	2
Exposure to or contact with harmful substance	暴露于有害物质中或接触有害物质	1	0
Contact with electricity or electric discharge	触电或接触放出的电流	0	0
Trapped by collapsing or overturning object	受困于倒塌或翻侧的物件	1	0
Struck by falling object	遭堕下的物件撞击	6	8
Struck by moving vehicle	遭移动中的车辆撞倒	11	10
Contact with moving machinery or object being machined	触及开动中的机器或触及以机器制造中的物件	2	4
Drowning	遇溺	0	0
Exposure to fire	火警烧伤	0	0
Exposure to explosion	爆炸受伤	0	0
Injured by hand tool	被手工具所伤	3	6
Injured by fall of ground	泥土倾泻受伤	0	0
Asphyxiation	窒息	0	0
Contact with hot surface or substance	触及灼热表面或物质	2	0
Injured by animal	被动物所伤	2	2
Injured in workplace violence	于工作场所暴力事件中受伤	2	3
Others	其他类别	24 (5)	16 (3)
TOTAL	总数	207 (5)	204 (3)

Notes:

- Occupational injuries refer to injury cases in workplaces reported under the Employees' Compensation Ordinance, resulting in death or incapacity for work of over three days.
- Figures in brackets denote the number of fatalities which has also been included in the number of injuries.
- The above injury figures of 2022 are recorded as at 30 March 2023.
- The above injury figures of 2023 are recorded as at 27 March 2024.

注释:

- 职业伤亡个案是指根据《雇员补偿条例》呈报在工作地点发生的致命个案或导致失去工作能力三天以上的受伤个案。
- 括号内的数字显示死亡人数，数字已包括在伤亡数字内。
- 上列二零二二年的伤亡数字为截至2023年3月30日所记录的数字。
- 上列二零二三年的伤亡数字为截至2024年3月27日所记录的数字。

Occupational Injuries in Financing and Insurance
in 2023

- analysed by Type of Accident

二零二三年金融及保险业之职业伤亡个案 - 按意外类别分析

Type of Accident 意外类别		2022 二零二二年	2023 二零二三年
Trapped in or between objects	受困于物件之内或物件之间	2	5
Injured whilst lifting or carrying	提举或搬运物件时受伤	22	15
Slip, trip or fall on same level	滑倒、绊倒或在同一高度跌倒	97	119
Fall of person from height	人体从高处堕下	3	3
Striking against fixed or stationary object	与固定或不动的物件碰撞	1	12
Striking against or struck by moving object	被移动物件或与移动物件碰撞	6	12
Stepping on object	踏在物件上	0	1
Exposure to or contact with harmful substance	暴露于有害物质中或接触有害物质	0	0
Contact with electricity or electric discharge	触电或接触放出的电流	1	0
Trapped by collapsing or overturning object	受困于倒塌或翻侧的物件	0	0
Struck by falling object	遭堕下的物件撞击	2	2
Struck by moving vehicle	遭移动中的车辆撞倒	7	17
Contact with moving machinery or object being machined	触及开动中的机器或触及以机器制造中的物件	0	0
Drowning	遇溺	0	0
Exposure to fire	火警烧伤	0	0
Exposure to explosion	爆炸受伤	0	0
Injured by hand tool	被手工具所伤	0	1
Injured by fall of ground	泥土倾泻受伤	0	0
Asphyxiation	窒息	0	0
Contact with hot surface or substance	触及灼热表面或物质	1	4
Injured by animal	被动物所伤	0	0
Injured in workplace violence	于工作场所暴力事件中受伤	1	5
Others	其他类别	19 (4)	32 (3)
TOTAL	总数	162 (4)	228 (3)

Notes:

- Occupational injuries refer to injury cases in workplaces reported under the Employees' Compensation Ordinance, resulting in death or incapacity for work of over three days.
- Figures in brackets denote the number of fatalities which has also been included in the number of injuries.
- The above injury figures of 2022 are recorded as at 30 March 2023.
- The above injury figures of 2023 are recorded as at 27 March 2024.

注释:

- 职业伤亡个案是指根据《雇员补偿条例》呈报在工作地点发生的致命个案或导致失去工作能力三天以上的受伤个案。
- 括号内的数字显示死亡人数，数字已包括在伤亡数字内。
- 上列二零二二年的伤亡数字为截至2023年3月30日所记录的数字。
- 上列二零二三年的伤亡数字为截至2024年3月27日所记录的数字。

Occupational Injuries in Real Estate
in 2023

- analysed by Type of Accident

二零二三年地产业之职业伤亡个案 - 按意外类别分析

Type of Accident 意外类别		2022 二零二二年	2023 二零二三年
Trapped in or between objects	受困于物件之内或物件之间	80	83
Injured whilst lifting or carrying	提举或搬运物件时受伤	233	256
Slip, trip or fall on same level	滑倒、绊倒或在同一高度跌倒	1 314	1 292
Fall of person from height	人体从高处堕下	41	45
Striking against fixed or stationary object	与固定或不动的物件碰撞	126	96
Striking against or struck by moving object	被移动物件或与移动物件碰撞	113	139
Stepping on object	踏在物件上	10	24
Exposure to or contact with harmful substance	暴露于有害物质中或接触有害物质	13	19
Contact with electricity or electric discharge	触电或接触放出的电流	0	1
Trapped by collapsing or overturning object	受困于倒塌或翻侧的物件	1	2
Struck by falling object	遭堕下的物件撞击	53	35
Struck by moving vehicle	遭移动中的车辆撞倒	51 (1)	53 (2)
Contact with moving machinery or object being machined	触及开动中的机器或触及以机器制造中的物件	9	4
Drowning	遇溺	0	1 (1)
Exposure to fire	火警烧伤	3	3
Exposure to explosion	爆炸受伤	0	0
Injured by hand tool	被手工具所伤	24	37
Injured by fall of ground	泥土倾泻受伤	0	0
Asphyxiation	窒息	0	0
Contact with hot surface or substance	触及灼热表面或物质	14	13
Injured by animal	被动物所伤	48	51
Injured in workplace violence	于工作场所暴力事件中受伤	78	69
Others	其他类别	189 (34)	151 (31)
TOTAL	总数	2 400 (35)	2 374 (34)

Notes:

- Occupational injuries refer to injury cases in workplaces reported under the Employees' Compensation Ordinance, resulting in death or incapacity for work of over three days.
- Figures in brackets denote the number of fatalities which has also been included in the number of injuries.
- The above injury figures of 2022 are recorded as at 30 March 2023.
- The above injury figures of 2023 are recorded as at 27 March 2024.

注释:

- 职业伤亡个案是指根据《雇员补偿条例》呈报在工作地点发生的致命个案或导致失去工作能力三天以上的受伤个案。
- 括号内的数字显示死亡人数，数字已包括在伤亡数字内。
- 上列二零二二年的伤亡数字为截至2023年3月30日所记录的数字。
- 上列二零二三年的伤亡数字为截至2024年3月27日所记录的数字。

Occupational Injuries in Education
in 2023

- analysed by Type of Accident

二零二三年教育之职业伤亡个案 - 按意外类别分析

Type of Accident 意外类别		2022 二零二二年	2023 二零二三年
Trapped in or between objects	受困于物件之内或物件之间	34	29
Injured whilst lifting or carrying	提举或搬运物件时受伤	218	267
Slip, trip or fall on same level	滑倒、绊倒或在同一高度跌倒	548	647
Fall of person from height	人体从高处堕下	36	44
Striking against fixed or stationary object	与固定或不动的物件碰撞	58	50
Striking against or struck by moving object	被移动物件或与移动物件碰撞	76	112
Stepping on object	踏在物件上	5	20
Exposure to or contact with harmful substance	暴露于有害物质中或接触有害物质	8	7
Contact with electricity or electric discharge	触电或接触放出的电流	1	0
Trapped by collapsing or overturning object	受困于倒塌或翻侧的物件	2	0
Struck by falling object	遭堕下的物件撞击	34	13
Struck by moving vehicle	遭移动中的车辆撞倒	11	14
Contact with moving machinery or object being machined	触及开动中的机器或触及以机器制造中的物件	2	5
Drowning	遇溺	0	0
Exposure to fire	火警烧伤	0	1
Exposure to explosion	爆炸受伤	0	0
Injured by hand tool	被手工具所伤	25	28
Injured by fall of ground	泥土倾泻受伤	0	0
Asphyxiation	窒息	0	0
Contact with hot surface or substance	触及灼热表面或物质	11	26
Injured by animal	被动物所伤	9	9
Injured in workplace violence	于工作场所暴力事件中受伤	92	151
Others	其他类别	254 (4)	125 (5)
TOTAL	总数	1 424 (4)	1 548 (5)

Notes:

- Occupational injuries refer to injury cases in workplaces reported under the Employees' Compensation Ordinance, resulting in death or incapacity for work of over three days.
- Figures in brackets denote the number of fatalities which has also been included in the number of injuries.
- The above injury figures of 2022 are recorded as at 30 March 2023.
- The above injury figures of 2023 are recorded as at 27 March 2024.

注释:

- 职业伤亡个案是指根据《雇员补偿条例》呈报在工作地点发生的致命个案或导致失去工作能力三天以上的受伤个案。
- 括号内的数字显示死亡人数，数字已包括在伤亡数字内。
- 上列二零二二年的伤亡数字为截至2023年3月30日所记录的数字。
- 上列二零二三年的伤亡数字为截至2024年3月27日所记录的数字。



Occupational Injuries in Human Health Services in 2023

- analysed by Type of Accident

二零二三年人类保健服务业之职业伤亡个案 - 按意外类别分析

Type of Accident 意外类别		2022 二零二二年	2023 二零二三年
Trapped in or between objects	受困于物件之内或物件之间	53	66
Injured whilst lifting or carrying	提举或搬运物件时受伤	418	416
Slip, trip or fall on same level	滑倒、绊倒或在同一高度跌倒	502	461
Fall of person from height	人体从高处堕下	13	9
Striking against fixed or stationary object	与固定或不动的物件碰撞	89	89
Striking against or struck by moving object	被移动物件或与移动物件碰撞	98	136
Stepping on object	踏在物件上	5	16
Exposure to or contact with harmful substance	暴露于有害物质中或接触有害物质	3	10
Contact with electricity or electric discharge	触电或接触放出的电流	1	1
Trapped by collapsing or overturning object	受困于倒塌或翻侧的物件	0	0
Struck by falling object	遭堕下的物件撞击	45	20
Struck by moving vehicle	遭移动中的车辆撞倒	31	51 (1)
Contact with moving machinery or object being machined	触及开动中的机器或触及以机器制造中的物件	3	9
Drowning	遇溺	0	0
Exposure to fire	火警烧伤	0	0
Exposure to explosion	爆炸受伤	0	0
Injured by hand tool	被手工具所伤	21	19
Injured by fall of ground	泥土倾泻受伤	0	0
Asphyxiation	窒息	0	0
Contact with hot surface or substance	触及灼热表面或物质	28	38
Injured by animal	被动物所伤	3	5
Injured in workplace violence	于工作场所暴力事件中受伤	99	135
Others	其他类别	472 (3)	48
TOTAL	总数	1 884 (3)	1 529 (1)

Notes:

- Occupational injuries refer to injury cases in workplaces reported under the Employees' Compensation Ordinance, resulting in death or incapacity for work of over three days.
- Figures in brackets denote the number of fatalities which has also been included in the number of injuries.
- The above injury figures of 2022 are recorded as at 30 March 2023.
- The above injury figures of 2023 are recorded as at 27 March 2024.

注释:

- 职业伤亡个案是指根据《雇员补偿条例》呈报在工作地点发生的致命个案或导致失去工作能力三天以上的受伤个案。
- 括号内的数字显示死亡人数，数字已包括在伤亡数字内。
- 上列二零二二年的伤亡数字为截至2023年3月30日所记录的数字。
- 上列二零二三年的伤亡数字为截至2024年3月27日所记录的数字。



**Occupational Injuries in Social Work Services
in 2023**

- analysed by Type of Accident

二零二三年社会工作服务业之职业伤亡个案 - 按意外类别分析

Type of Accident 意外类别		2022 二零二二年	2023 二零二三年
Trapped in or between objects	受困于物件之内或物件之间	50	50
Injured whilst lifting or carrying	提举或搬运物件时受伤	360	381
Slip, trip or fall on same level	滑倒、绊倒或在同一高度跌倒	429	465 (1)
Fall of person from height	人体从高处堕下	18	13
Striking against fixed or stationary object	与固定或不动的物件碰撞	53	58
Striking against or struck by moving object	被移动物件或与移动物件碰撞	79	97
Stepping on object	踏在物件上	3	11
Exposure to or contact with harmful substance	暴露于有害物质中或接触有害物质	14	8
Contact with electricity or electric discharge	触电或接触放出的电流	1	0
Trapped by collapsing or overturning object	受困于倒塌或翻侧的物件	1	0
Struck by falling object	遭堕下的物件撞击	29	9
Struck by moving vehicle	遭移动中的车辆撞倒	10	27 (1)
Contact with moving machinery or object being machined	触及开动中的机器或触及以机器制造中的物件	2	4
Drowning	遇溺	0	0
Exposure to fire	火警烧伤	1	1
Exposure to explosion	爆炸受伤	0	0
Injured by hand tool	被手工具所伤	30	44
Injured by fall of ground	泥土倾泻受伤	0	0
Asphyxiation	窒息	0	0
Contact with hot surface or substance	触及灼热表面或物质	57	46
Injured by animal	被动物所伤	8	20
Injured in workplace violence	于工作场所暴力事件中受伤	183	231
Others	其他类别	2 337 (2)	74 (2)
TOTAL	总数	3 665 (2)	1 539 (4)

Notes:

- Occupational injuries refer to injury cases in workplaces reported under the Employees' Compensation Ordinance, resulting in death or incapacity for work of over three days.
- Figures in brackets denote the number of fatalities which has also been included in the number of injuries.
- The above injury figures of 2022 are recorded as at 30 March 2023.
- The above injury figures of 2023 are recorded as at 27 March 2024.

注释:

- 职业伤亡个案是指根据《雇员补偿条例》呈报在工作地点发生的致命个案或导致失去工作能力三天以上的受伤个案。
- 括号内的数字显示死亡人数，数字已包括在伤亡数字内。
- 上列二零二二年的伤亡数字为截至2023年3月30日所记录的数字。
- 上列二零二三年的伤亡数字为截至2024年3月27日所记录的数字。



**Occupational Injuries in Professional and Business Services
(excluding Pest Control and Cleaning Services)
in 2023**

- analysed by Type of Accident

二零二三年专业及商用服务业(病媒防治及清洁服务除外)之职业伤亡个案 - 按意外类别分析


Type of Accident 意外类别		2022 二零二二年	2023 二零二三年
Trapped in or between objects	受困于物件之内或物件之间	68	54
Injured whilst lifting or carrying	提举或搬运物件时受伤	181	196
Slip, trip or fall on same level	滑倒、绊倒或在同一高度跌倒	775	844
Fall of person from height	人体从高处堕下	39 (1)	47
Striking against fixed or stationary object	与固定或不动的物件碰撞	101	93
Striking against or struck by moving object	被移动物件或与移动物件碰撞	100	128
Stepping on object	踏在物件上	6	14
Exposure to or contact with harmful substance	暴露于有害物质中或接触有害物质	6	7
Contact with electricity or electric discharge	触电或接触放出的电流	0	0
Trapped by collapsing or overturning object	受困于倒塌或翻侧的物件	2 (1)	2
Struck by falling object	遭堕下的物件撞击	47	31
Struck by moving vehicle	遭移动中的车辆撞倒	84 (2)	125 (1)
Contact with moving machinery or object being machined	触及开动中的机器或触及以机器制造中的物件	18	17
Drowning	遇溺	0	0
Exposure to fire	火警烧伤	1	0
Exposure to explosion	爆炸受伤	2	0
Injured by hand tool	被手工具所伤	37	27
Injured by fall of ground	泥土倾泻受伤	0	0
Asphyxiation	窒息	0	0
Contact with hot surface or substance	触及灼热表面或物质	15	12
Injured by animal	被动物所伤	59	66
Injured in workplace violence	于工作场所暴力事件中受伤	31	52
Others	其他类别	147 (33)	148 (35)
TOTAL	总数	1 719 (37)	1 863 (36)

Notes:

- Occupational injuries refer to injury cases in workplaces reported under the Employees' Compensation Ordinance, resulting in death or incapacity for work of over three days.
- Figures in brackets denote the number of fatalities which has also been included in the number of injuries.
- The above injury figures of 2022 are recorded as at 30 March 2023.
- The above injury figures of 2023 are recorded as at 27 March 2024.

注释:

- 职业伤亡个案是指根据《雇员补偿条例》呈报在工作地点发生的致命个案或导致失去工作能力三天以上的受伤个案。
- 括号内的数字显示死亡人数，数字已包括在伤亡数字内。
- 上列二零二二年的伤亡数字为截至2023年3月30日所记录的数字。
- 上列二零二三年的伤亡数字为截至2024年3月27日所记录的数字。

Occupational Injuries in Pest Control and Cleaning Services
in 2023

- analysed by Type of Accident

二零二三年病媒防治及清洁服务业之职业伤亡个案 - 按意外类别分析

Type of Accident 意外类别		2022 二零二二年	2023 二零二三年
Trapped in or between objects	受困于物件之内或物件之间	101	104
Injured whilst lifting or carrying	提举或搬运物件时受伤	342	312
Slip, trip or fall on same level	滑倒、绊倒或在同一高度跌倒	971	932
Fall of person from height	人体从高处堕下	22	27 (1)
Striking against fixed or stationary object	与固定或不动的物件碰撞	133	128
Striking against or struck by moving object	被移动物件或与移动物件碰撞	177	175
Stepping on object	踏在物件上	7	18
Exposure to or contact with harmful substance	暴露于有害物质中或接触有害物质	42	33
Contact with electricity or electric discharge	触电或接触放出的电流	0	1
Trapped by collapsing or overturning object	受困于倒塌或翻侧的物件	0	1
Struck by falling object	遭堕下的物件撞击	59	36
Struck by moving vehicle	遭移动中的车辆撞倒	84 (7)	69
Contact with moving machinery or object being machined	触及开动中的机器或触及以机器制造中的物件	5	2
Drowning	遇溺	0	0
Exposure to fire	火警烧伤	0	0
Exposure to explosion	爆炸受伤	0	0
Injured by hand tool	被手工具所伤	7	16
Injured by fall of ground	泥土倾泻受伤	0	0
Asphyxiation	窒息	0	0
Contact with hot surface or substance	触及灼热表面或物质	11	8
Injured by animal	被动物所伤	36	35
Injured in workplace violence	于工作场所暴力事件中受伤	40	37
Others	其他类别	1 011 (19)	141 (20)
TOTAL	总数	3 048 (26)	2 075 (21)

Notes:

- Occupational injuries refer to injury cases in workplaces reported under the Employees' Compensation Ordinance, resulting in death or incapacity for work of over three days.
- Figures in brackets denote the number of fatalities which has also been included in the number of injuries.
- The above injury figures of 2022 are recorded as at 30 March 2023.
- The above injury figures of 2023 are recorded as at 27 March 2024.

注释:

- 职业伤亡个案是指根据《雇员补偿条例》呈报在工作地点发生的致命个案或导致失去工作能力三天以上的受伤个案。
- 括号内的数字显示死亡人数，数字已包括在伤亡数字内。
- 上列二零二二年的伤亡数字为截至2023年3月30日所记录的数字。
- 上列二零二三年的伤亡数字为截至2024年3月27日所记录的数字。



**Industrial Accidents in All Industrial Undertakings
in 2023
- analysed by Industry**

二零二三年所有工业经营之工业意外个案 - 按行业分析

Industry 行业	2022 二零二二年	2023 二零二三年
I. Manufacturing 制造业	955 (4)	998 (4)
7 Selected Industries 七个选定行业		
↑ Textiles 纺织品	12	3
Wearing apparel 成衣	5	5
Electronics 电子	12	5
Fabricated metal products 金属制品	27	21 (1)
Rubber and plastics products 橡胶及塑胶产品	17	14
Shipbuilding and shiprepairing 造船及修船	18	18 (1)
↓ Printing and reproduction of recorded media 印刷及已储录资料媒体的复制	30	22
Other Manufacturing Industries 其他制造业	834 (4)	910 (2)
II. Construction 建筑业	3 046 (17)	3 097 (20)
III. Food and beverage services 餐饮服务	3 243	3 524
IV. Other industries 其他行业	518 (4)	515
TOTAL 总数	7 762 (25)	8 134 (24)

Notes:

- Industrial accidents refer to injuries and deaths arising from industrial activities in industrial undertakings as defined under the Factories and Industrial Undertakings Ordinance.
- Figures in brackets denote the number of fatalities which has also been included in the number of accidents.
- The above accident figures of 2022 are recorded as at 30 March 2023.
- The above accident figures of 2023 are recorded as at 27 March 2024.
- The above statistics are compiled based on the Hong Kong Standard Industrial Classification Version 2.0.

注释:

- 工业意外是指在《工厂及工业经营条例》所界定的工业经营内发生的受伤或死亡意外，而这些意外是因工业活动而引致的。
- 括号内的数字显示死亡人数，数字已包括在意外数目内。
- 上列二零二二年的意外数字为截至2023年3月30日所记录的数字。
- 上列二零二三年的意外数字为截至2024年3月27日所记录的数字。
- 以上的统计数字是按《香港标准行业分类2.0版》编制。



**Industrial Accidents in All Industrial Undertakings
in 2023**

- analysed by Type of Accident

二零二三年所有工业经营之工业意外个案 - 按意外类别分析


Type of Accident 意外类别		2022 二零二二年		2023 二零二三年	
Trapped in or between objects	受困于物件之内或物件之间	288	(1)	214	(2)
Injured whilst lifting or carrying	提举或搬运物件时受伤	1 280		1 404	
Slip, trip or fall on same level	滑倒、绊倒或在同一高度跌倒	2 050		2 150	(1)
Fall of person from height	人体从高处堕下	301	(11)	338	(11)
Striking against fixed or stationary object	与固定或不动的物件碰撞	662		711	
Striking against or struck by moving object	被移动物件或与移动物件碰撞	626	(2)	733	(2)
Stepping on object	踏在物件上	37		62	
Exposure to or contact with harmful substance	暴露于有害物质中或接触有害物质	54		55	(2)
Contact with electricity or electric discharge	触电或接触放出的电流	12		15	(3)
Trapped by collapsing or overturning object	受困于倒塌或翻侧的物件	26	(8)	10	(1)
Struck by falling object	遭堕下的物件撞击	333		243	(1)
Struck by moving vehicle	遭移动中的车辆撞倒	35		42	
Contact with moving machinery or object being machined	触及开动中的机器或触及以机器制造中的物件	340	(2)	393	
Drowning	遇溺	0		0	
Exposure to fire	火警烧伤	17		12	
Exposure to explosion	爆炸受伤	4	(1)	10	
Injured by hand tool	被手工具所伤	790		782	(1)
Injured by fall of ground	泥土倾泻受伤	0		0	
Asphyxiation	窒息	0		0	
Contact with hot surface or substance	触及灼热表面或物质	806		866	
Injured by animal	被动物所伤	27		24	
Injured in workplace violence	于工作场所暴力事件中受伤	0		0	
Others	其他类别	74		70	
TOTAL	总数	7 762	(25)	8 134	(24)

Notes:

1. Industrial accidents refer to injuries and deaths arising from industrial activities in industrial undertakings as defined under the Factories and Industrial Undertakings Ordinance.
2. Figures in brackets denote the number of fatalities which has also been included in the number of accidents.
3. The above accident figures of 2022 are recorded as at 30 March 2023.
4. The above accident figures of 2023 are recorded as at 27 March 2024.

注释:

1. 工业意外是指在《工厂及工业经营条例》所界定的工业经营内发生的受伤或死亡意外，而这些意外是因工业活动而引致的。
2. 括号内的数字显示死亡人数，数字已包括在意外数目内。
3. 上列二零二二年的意外数字为截至2023年3月30日所记录的数字。
4. 上列二零二三年的意外数字为截至2024年3月27日所记录的数字。



**Industrial Accidents in Manufacturing Industry
in 2023**

- analysed by Type of Accident

二零二三年制造业之工业意外个案 - 按意外类别分析

Type of Accident 意外类别		2022 二零二二年	2023 二零二三年
Trapped in or between objects	受困于物件之内或物件之间	47	45
Injured whilst lifting or carrying	提举或搬运物件时受伤	173	183
Slip, trip or fall on same level	滑倒、绊倒或在同一高度跌倒	230	215
Fall of person from height	人体从高处堕下	25	30 (2)
Striking against fixed or stationary object	与固定或不动的物件碰撞	68	79
Striking against or struck by moving object	被移动物件或与移动物件碰撞	99 (2)	123 (1)
Stepping on object	踏在物件上	3	4
Exposure to or contact with harmful substance	暴露于有害物质中或接触有害物质	9	16
Contact with electricity or electric discharge	触电或接触放出的电流	1	1
Trapped by collapsing or overturning object	受困于倒塌或翻侧的物件	2	1
Struck by falling object	遭堕下的物件撞击	38	26
Struck by moving vehicle	遭移动中的车辆撞倒	4	13
Contact with moving machinery or object being machined	触及开动中的机器或触及以机器制造中的物件	114 (1)	119
Drowning	遇溺	0	0
Exposure to fire	火警烧伤	1	1
Exposure to explosion	爆炸受伤	1 (1)	1
Injured by hand tool	被手工具所伤	57	62 (1)
Injured by fall of ground	泥土倾泻受伤	0	0
Asphyxiation	窒息	0	0
Contact with hot surface or substance	触及灼热表面或物质	70	68
Injured by animal	被动物所伤	1	1
Injured in workplace violence	于工作场所暴力事件中受伤	0	0
Others	其他类别	12	10
TOTAL	总数	955 (4)	998 (4)

Notes:

1. Industrial accidents refer to injuries and deaths arising from industrial activities in industrial undertakings as defined under the Factories and Industrial Undertakings Ordinance.
2. Figures in brackets denote the number of fatalities which has also been included in the number of accidents.
3. The above accident figures of 2022 are recorded as at 30 March 2023.
4. The above accident figures of 2023 are recorded as at 27 March 2024.

注释:

1. 工业意外是指在《工厂及工业经营条例》所界定的工业经营内发生的受伤或死亡意外，而这些意外是因工业活动而引致的。
2. 括号内的数字显示死亡人数，数字已包括在意外数目内。
3. 上列二零二二年的意外数字为截至2023年3月30日所记录的数字。
4. 上列二零二三年的意外数字为截至2024年3月27日所记录的数字。



Industrial Accidents in Textiles Industry in 2023

- analysed by Type of Accident

二零二三年纺织品制造业之工业意外个案 - 按意外类别分析


Type of Accident 意外类别	2022 二零二二年	2023 二零二三年
Trapped in or between objects 受困于物件之内或物件之间	0	0
Injured whilst lifting or carrying 提举或搬运物件时受伤	2	1
Slip, trip or fall on same level 滑倒、绊倒或在同一高度跌倒	1	0
Fall of person from height 人体从高处堕下	0	0
Striking against fixed or stationary object 与固定或不动的物件碰撞	0	1
Striking against or struck by moving object 被移动物件或与移动物件碰撞	1	0
Stepping on object 踏在物件上	0	0
Exposure to or contact with harmful substance 暴露于有害物质中或接触有害物质	0	0
Contact with electricity or electric discharge 触电或接触放出的电流	1	0
Trapped by collapsing or overturning object 受困于倒塌或翻侧的物件	0	0
Struck by falling object 遭堕下的物件撞击	0	1
Struck by moving vehicle 遭移动中的车辆撞倒	0	0
Contact with moving machinery or object being machined 触及开动中的机器或触及以机器制 造中的物件	7	0
Drowning 遇溺	0	0
Exposure to fire 火警烧伤	0	0
Exposure to explosion 爆炸受伤	0	0
Injured by hand tool 被手工具所伤	0	0
Injured by fall of ground 泥土倾泻受伤	0	0
Asphyxiation 窒息	0	0
Contact with hot surface or substance 触及灼热表面或物质	0	0
Injured by animal 被动物所伤	0	0
Injured in workplace violence 于工作场所暴力事件中受伤	0	0
Others 其他类别	0	0
TOTAL 总数	12	3

Notes:

- Industrial accidents refer to injuries and deaths arising from industrial activities in industrial undertakings as defined under the Factories and Industrial Undertakings Ordinance.
- Figures in brackets denote the number of fatalities which has also been included in the number of accidents.
- The above accident figures of 2022 are recorded as at 30 March 2023.
- The above accident figures of 2023 are recorded as at 27 March 2024.

注释:

- 工业意外是指在《工厂及工业经营条例》所界定的工业经营内发生的受伤或死亡意外，而这些意外是因工业活动而引致的。
- 括号内的数字显示死亡人数，数字已包括在意外数目内。
- 上列二零二二年的意外数字为截至2023年3月30日所记录的数字。
- 上列二零二三年的意外数字为截至2024年3月27日所记录的数字。



Industrial Accidents in Wearing Apparel Industry in 2023

- analysed by Type of Accident

二零二三年成衣制造业之工业意外个案 - 按意外类别分析

Type of Accident 意外类别		2022 二零二二年	2023 二零二三年
Trapped in or between objects	受困于物件之内或物件之间	0	0
Injured whilst lifting or carrying	提举或搬运物件时受伤	0	1
Slip, trip or fall on same level	滑倒、绊倒或在同一高度跌倒	4	1
Fall of person from height	人体从高处堕下	0	0
Striking against fixed or stationary object	与固定或不动的物件碰撞	0	1
Striking against or struck by moving object	被移动物件或与移动物件碰撞	0	2
Stepping on object	踏在物件上	0	0
Exposure to or contact with harmful substance	暴露于有害物质中或接触有害物质	0	0
Contact with electricity or electric discharge	触电或接触放出的电流	0	0
Trapped by collapsing or overturning object	受困于倒塌或翻侧的物件	0	0
Struck by falling object	遭堕下的物件撞击	0	0
Struck by moving vehicle	遭移动中的车辆撞倒	0	0
Contact with moving machinery or object being machined	触及开动中的机器或触及以机器制造中的物件	1	0
Drowning	遇溺	0	0
Exposure to fire	火警烧伤	0	0
Exposure to explosion	爆炸受伤	0	0
Injured by hand tool	被手工具所伤	0	0
Injured by fall of ground	泥土倾泻受伤	0	0
Asphyxiation	窒息	0	0
Contact with hot surface or substance	触及灼热表面或物质	0	0
Injured by animal	被动物所伤	0	0
Injured in workplace violence	于工作场所暴力事件中受伤	0	0
Others	其他类别	0	0
TOTAL	总数	5	5

Notes:

- Industrial accidents refer to injuries and deaths arising from industrial activities in industrial undertakings as defined under the Factories and Industrial Undertakings Ordinance.
- Figures in brackets denote the number of fatalities which has also been included in the number of accidents.
- The above accident figures of 2022 are recorded as at 30 March 2023.
- The above accident figures of 2023 are recorded as at 27 March 2024.

注释:

- 工业意外是指在《工厂及工业经营条例》所界定的工业经营内发生的受伤或死亡意外，而这些意外是因工业活动而引致的。
- 括号内的数字显示死亡人数，数字已包括在意外数目内。
- 上列二零二二年的意外数字为截至2023年3月30日所记录的数字。
- 上列二零二三年的意外数字为截至2024年3月27日所记录的数字。



**Industrial Accidents in Electronics Industry
in 2023**

- analysed by Type of Accident

二零二三年电子业之工业意外个案 - 按意外类别分析


Type of Accident 意外类别		2022 二零二二年	2023 二零二三年
Trapped in or between objects	受困于物件之内或物件之间	0	1
Injured whilst lifting or carrying	提举或搬运物件时受伤	5	0
Slip, trip or fall on same level	滑倒、绊倒或在同一高度跌倒	2	1
Fall of person from height	人体从高处堕下	0	0
Striking against fixed or stationary object	与固定或不动的物件碰撞	1	0
Striking against or struck by moving object	被移动物件或与移动物件碰撞	1	2
Stepping on object	踏在物件上	0	0
Exposure to or contact with harmful substance	暴露于有害物质中或接触有害物质	0	0
Contact with electricity or electric discharge	触电或接触放出的电流	0	0
Trapped by collapsing or overturning object	受困于倒塌或翻侧的物件	0	0
Struck by falling object	遭堕下的物件撞击	0	0
Struck by moving vehicle	遭移动中的车辆撞倒	0	1
Contact with moving machinery or object being machined	触及开动中的机器或触及以机器制造中的物件	2	0
Drowning	遇溺	0	0
Exposure to fire	火警烧伤	0	0
Exposure to explosion	爆炸受伤	0	0
Injured by hand tool	被手工具所伤	0	0
Injured by fall of ground	泥土倾泻受伤	0	0
Asphyxiation	窒息	0	0
Contact with hot surface or substance	触及灼热表面或物质	0	0
Injured by animal	被动物所伤	0	0
Injured in workplace violence	于工作场所暴力事件中受伤	0	0
Others	其他类别	1	0
TOTAL	总数	12	5

Notes:

1. Industrial accidents refer to injuries and deaths arising from industrial activities in industrial undertakings as defined under the Factories and Industrial Undertakings Ordinance.
2. Figures in brackets denote the number of fatalities which has also been included in the number of accidents.
3. The above accident figures of 2022 are recorded as at 30 March 2023.
4. The above accident figures of 2023 are recorded as at 27 March 2024.

注释:

1. 工业意外是指在《工厂及工业经营条例》所界定的工业经营内发生的受伤或死亡意外，而这些意外是因工业活动而引致的。
2. 括号内的数字显示死亡人数，数字已包括在意外数目内。
3. 上列二零二二年的意外数字为截至2023年3月30日所记录的数字。
4. 上列二零二三年的意外数字为截至2024年3月27日所记录的数字。



**Industrial Accidents in Fabricated Metal Products Industry
in 2023
- analysed by Type of Accident**

二零二三年金属制品制造业之工业意外个案 - 按意外类别分析

Type of Accident 意外类别		2022 二零二二年	2023 二零二三年
Trapped in or between objects	受困于物件之内或物件之间	1	2
Injured whilst lifting or carrying	提举或搬运物件时受伤	10	4
Slip, trip or fall on same level	滑倒、绊倒或在同一高度跌倒	4	2
Fall of person from height	人体从高处堕下	1	2
Striking against fixed or stationary object	与固定或不动的物件碰撞	0	2
Striking against or struck by moving object	被移动物件或与移动物件碰撞	3	1 (1)
Stepping on object	踏在物件上	0	1
Exposure to or contact with harmful substance	暴露于有害物质中或接触有害物质	0	0
Contact with electricity or electric discharge	触电或接触放出的电流	0	0
Trapped by collapsing or overturning object	受困于倒塌或翻侧的物件	1	0
Struck by falling object	遭堕下的物件撞击	2	0
Struck by moving vehicle	遭移动中的车辆撞倒	0	0
Contact with moving machinery or object being machined	触及开动中的机器或触及以机器制造中的物件	3	4
Drowning	遇溺	0	0
Exposure to fire	火警烧伤	0	0
Exposure to explosion	爆炸受伤	0	0
Injured by hand tool	被手工具所伤	0	0
Injured by fall of ground	泥土倾泻受伤	0	0
Asphyxiation	窒息	0	0
Contact with hot surface or substance	触及灼热表面或物质	2	1
Injured by animal	被动物所伤	0	0
Injured in workplace violence	于工作场所暴力事件中受伤	0	0
Others	其他类别	0	2
TOTAL	总数	27	21 (1)

Notes:

- Industrial accidents refer to injuries and deaths arising from industrial activities in industrial undertakings as defined under the Factories and Industrial Undertakings Ordinance.
- Figures in brackets denote the number of fatalities which has also been included in the number of accidents.
- The above accident figures of 2022 are recorded as at 30 March 2023.
- The above accident figures of 2023 are recorded as at 27 March 2024.

注释:

- 工业意外是指在《工厂及工业经营条例》所界定的工业经营内发生的受伤或死亡意外，而这些意外是因工业活动而引致的。
- 括号内的数字显示死亡人数，数字已包括在意外数目内。
- 上列二零二二年的意外数字为截至2023年3月30日所记录的数字。
- 上列二零二三年的意外数字为截至2024年3月27日所记录的数字。



Industrial Accidents in Rubber and Plastics Products Industry in 2023

- analysed by Type of Accident

二零二三年橡胶及塑胶产品制造业之工业意外个案 - 按意外类别分析

Type of Accident 意外类别		2022 二零二二年	2023 二零二三年
Trapped in or between objects	受困于物件之内或物件之间	0	1
Injured whilst lifting or carrying	提举或搬运物件时受伤	3	1
Slip, trip or fall on same level	滑倒、绊倒或在同一高度跌倒	4	1
Fall of person from height	人体从高处堕下	1	1
Striking against fixed or stationary object	与固定或不动的物件碰撞	3	1
Striking against or struck by moving object	被移动物件或与移动物件碰撞	4	1
Stepping on object	踏在物件上	0	0
Exposure to or contact with harmful substance	暴露于有害物质中或接触有害物质	0	0
Contact with electricity or electric discharge	触电或接触放出的电流	0	0
Trapped by collapsing or overturning object	受困于倒塌或翻侧的物件	0	0
Struck by falling object	遭堕下的物件撞击	0	0
Struck by moving vehicle	遭移动中的车辆撞倒	1	0
Contact with moving machinery or object being machined	触及开动中的机器或触及以机器制造中的物件	1	4
Drowning	遇溺	0	0
Exposure to fire	火警烧伤	0	0
Exposure to explosion	爆炸受伤	0	0
Injured by hand tool	被手工具所伤	0	0
Injured by fall of ground	泥土倾泻受伤	0	0
Asphyxiation	窒息	0	0
Contact with hot surface or substance	触及灼热表面或物质	0	3
Injured by animal	被动物所伤	0	0
Injured in workplace violence	于工作场所暴力事件中受伤	0	0
Others	其他类别	0	1
TOTAL	总数	17	14

Notes:

- Industrial accidents refer to injuries and deaths arising from industrial activities in industrial undertakings as defined under the Factories and Industrial Undertakings Ordinance.
- Figures in brackets denote the number of fatalities which has also been included in the number of accidents.
- The above accident figures of 2022 are recorded as at 30 March 2023.
- The above accident figures of 2023 are recorded as at 27 March 2024.

注释:

- 工业意外是指在《工厂及工业经营条例》所界定的工业经营内发生的受伤或死亡意外，而这些意外是因工业活动而引致的。
- 括号内的数字显示死亡人数，数字已包括在意外数目内。
- 上列二零二二年的意外数字为截至2023年3月30日所记录的数字。
- 上列二零二三年的意外数字为截至2024年3月27日所记录的数字。



Industrial Accidents in Shipbuilding and Shiprepairing Industry in 2023

- analysed by Type of Accident

二零二三年造船及修船业之工业意外个案 - 按意外类别分析

Type of Accident 意外类别		2022 二零二二年	2023 二零二三年
Trapped in or between objects	受困于物件之内或物件之间	3	2
Injured whilst lifting or carrying	提举或搬运物件时受伤	1	3
Slip, trip or fall on same level	滑倒、绊倒或在同一高度跌倒	4	3
Fall of person from height	人体从高处堕下	2	3 (1)
Striking against fixed or stationary object	与固定或不动的物件碰撞	0	3
Striking against or struck by moving object	被移动物件或与移动物件碰撞	5	1
Stepping on object	踏在物件上	0	0
Exposure to or contact with harmful substance	暴露于有害物质中或接触有害物质	0	0
Contact with electricity or electric discharge	触电或接触放出的电流	0	0
Trapped by collapsing or overturning object	受困于倒塌或翻侧的物件	0	0
Struck by falling object	遭堕下的物件撞击	0	0
Struck by moving vehicle	遭移动中的车辆撞倒	0	0
Contact with moving machinery or object being machined	触及开动中的机器或触及以机器制造中的物件	1	1
Drowning	遇溺	0	0
Exposure to fire	火警烧伤	0	0
Exposure to explosion	爆炸受伤	0	0
Injured by hand tool	被手工具所伤	1	1
Injured by fall of ground	泥土倾泻受伤	0	0
Asphyxiation	窒息	0	0
Contact with hot surface or substance	触及灼热表面或物质	0	1
Injured by animal	被动物所伤	0	0
Injured in workplace violence	于工作场所暴力事件中受伤	0	0
Others	其他类别	1	0
TOTAL	总数	18	18 (1)

Notes:

- Industrial accidents refer to injuries and deaths arising from industrial activities in industrial undertakings as defined under the Factories and Industrial Undertakings Ordinance.
- Figures in brackets denote the number of fatalities which has also been included in the number of accidents.
- The above accident figures of 2022 are recorded as at 30 March 2023.
- The above accident figures of 2023 are recorded as at 27 March 2024.

注释:

- 工业意外是指在《工厂及工业经营条例》所界定的工业经营内发生的受伤或死亡意外，而这些意外是因工业活动而引致的。
- 括号内的数字显示死亡人数，数字已包括在意外数目内。
- 上列二零二二年的意外数字为截至2023年3月30日所记录的数字。
- 上列二零二三年的意外数字为截至2024年3月27日所记录的数字。



**Industrial Accidents in Printing and Reproduction of Recorded Media Industry
in 2023**

- analysed by Type of Accident

二零二三年印刷及已儲錄資料媒体的复制业之工业意外个案 - 按意外类别分析

Type of Accident 意外类别		2022 二零二二年	2023 二零二三年
Trapped in or between objects	受困于物件之内或物件之间	0	2
Injured whilst lifting or carrying	提举或搬运物件时受伤	9	1
Slip, trip or fall on same level	滑倒、绊倒或在同一高度跌倒	6	6
Fall of person from height	人体从高处堕下	0	2
Striking against fixed or stationary object	与固定或不动的物件碰撞	2	2
Striking against or struck by moving object	被移动物件或与移动物件碰撞	1	2
Stepping on object	踏在物件上	0	0
Exposure to or contact with harmful substance	暴露于有害物质中或接触有害物质	1	0
Contact with electricity or electric discharge	触电或接触放出的电流	0	0
Trapped by collapsing or overturning object	受困于倒塌或翻侧的物件	0	0
Struck by falling object	遭堕下的物件撞击	2	1
Struck by moving vehicle	遭移动中的车辆撞倒	0	1
Contact with moving machinery or object being machined	触及开动中的机器或触及以机器制造中的物件	8	2
Drowning	遇溺	0	0
Exposure to fire	火警烧伤	0	0
Exposure to explosion	爆炸受伤	0	0
Injured by hand tool	被手工具所伤	0	3
Injured by fall of ground	泥土倾泻受伤	0	0
Asphyxiation	窒息	0	0
Contact with hot surface or substance	触及灼热表面或物质	0	0
Injured by animal	被动物所伤	0	0
Injured in workplace violence	于工作场所暴力事件中受伤	0	0
Others	其他类别	1	0
TOTAL	总数	30	22

Notes:

1. Industrial accidents refer to injuries and deaths arising from industrial activities in industrial undertakings as defined under the Factories and Industrial Undertakings Ordinance.
2. Figures in brackets denote the number of fatalities which has also been included in the number of accidents.
3. The above accident figures of 2022 are recorded as at 30 March 2023.
4. The above accident figures of 2023 are recorded as at 27 March 2024.

注释:

1. 工业意外是指在《工厂及工业经营条例》所界定的工业经营内发生的受伤或死亡意外，而这些意外是因工业活动而引致的。
2. 括号内的数字显示死亡人数，数字已包括在意外数目内。
3. 上列二零二二年的意外数字为截至2023年3月30日所记录的数字。
4. 上列二零二三年的意外数字为截至2024年3月27日所记录的数字。



Industrial Accidents in Construction Industry in 2023

- analysed by Type of Accident

二零二三年建造业之工业意外个案 - 按意外类别分析

Type of Accident 意外类别		2022 二零二二年		2023 二零二三年	
Trapped in or between objects	受困于物件之内或物件之间	160	(1)	106	(2)
Injured whilst lifting or carrying	提举或搬运物件时受伤	583		597	
Slip, trip or fall on same level	滑倒、绊倒或在同一高度跌倒	921		910	(1)
Fall of person from height	人体从高处堕下	213	(10)	240	(9)
Striking against fixed or stationary object	与固定或不动的物件碰撞	317		385	
Striking against or struck by moving object	被移动物件或与移动物件碰撞	285		346	(1)
Stepping on object	踏在物件上	30		43	
Exposure to or contact with harmful substance	暴露于有害物质中或接触有害物质	9		7	(2)
Contact with electricity or electric discharge	触电或接触放出的电流	7		12	(3)
Trapped by collapsing or overturning object	受困于倒塌或翻侧的物件	17	(6)	5	(1)
Struck by falling object	遭堕下的物件撞击	188		150	(1)
Struck by moving vehicle	遭移动中的车辆撞倒	12		14	
Contact with moving machinery or object being machined	触及开动中的机器或触及以机器制造中的物件	148		194	
Drowning	遇溺	0		0	
Exposure to fire	火警烧伤	5		5	
Exposure to explosion	爆炸受伤	1		9	
Injured by hand tool	被手工具所伤	105		32	
Injured by fall of ground	泥土倾泻受伤	0		0	
Asphyxiation	窒息	0		0	
Contact with hot surface or substance	触及灼热表面或物质	10		10	
Injured by animal	被动物所伤	4		3	
Injured in workplace violence	于工作场所暴力事件中受伤	0		0	
Others	其他类别	31		29	
TOTAL	总数	3 046	(17)	3 097	(20)

Notes:

- Industrial accidents refer to injuries and deaths arising from industrial activities in industrial undertakings as defined under the Factories and Industrial Undertakings Ordinance.
- Figures in brackets denote the number of fatalities which has also been included in the number of accidents.
- The above accident figures of 2022 are recorded as at 30 March 2023.
- The above accident figures of 2023 are recorded as at 27 March 2024.

注释:

- 工业意外是指在《工厂及工业经营条例》所界定的工业经营内发生的受伤或死亡意外，而这些意外是因工业活动而引致的。
- 括号内的数字显示死亡人数，数字已包括在意外数目内。
- 上列二零二二年的意外数字为截至2023年3月30日所记录的数字。
- 上列二零二三年的意外数字为截至2024年3月27日所记录的数字。



Industrial Accidents in Food and Beverage Services in 2023

- analysed by Type of Accident

二零二三年餐饮服务业之工业意外个案 - 按意外类别分析

Type of Accident 意外类别		2022 二零二二年	2023 二零二三年
Trapped in or between objects	受困于物件之内或物件之间	46	40
Injured whilst lifting or carrying	提举或搬运物件时受伤	415	509
Slip, trip or fall on same level	滑倒、绊倒或在同一高度跌倒	797	934
Fall of person from height	人体从高处堕下	29	15
Striking against fixed or stationary object	与固定或不动的物件碰撞	237	199
Striking against or struck by moving object	被移动物件或与移动物件碰撞	145	165
Stepping on object	踏在物件上	1	7
Exposure to or contact with harmful substance	暴露于有害物质中或接触有害物质	34	29
Contact with electricity or electric discharge	触电或接触放出的电流	4	1
Trapped by collapsing or overturning object	受困于倒塌或翻侧的物件	3	2
Struck by falling object	遭堕下的物件撞击	69	45
Struck by moving vehicle	遭移动中的车辆撞倒	4	2
Contact with moving machinery or object being machined	触及开动中的机器或触及以机器制造中的物件	66	68
Drowning	遇溺	0	0
Exposure to fire	火警烧伤	8	6
Exposure to explosion	爆炸受伤	2	0
Injured by hand tool	被手工具所伤	615	668
Injured by fall of ground	泥土倾泻受伤	0	0
Asphyxiation	窒息	0	0
Contact with hot surface or substance	触及灼热表面或物质	724	786
Injured by animal	被动物所伤	22	20
Injured in workplace violence	于工作场所暴力事件中受伤	0	0
Others	其他类别	22	28
TOTAL	总数	3 243	3 524

Notes:

- Industrial accidents refer to injuries and deaths arising from industrial activities in industrial undertakings as defined under the Factories and Industrial Undertakings Ordinance.
- Figures in brackets denote the number of fatalities which has also been included in the number of accidents.
- The above accident figures of 2022 are recorded as at 30 March 2023.
- The above accident figures of 2023 are recorded as at 27 March 2024.

注释:

- 工业意外是指在《工厂及工业经营条例》所界定的工业经营内发生的受伤或死亡意外，而这些意外是因工业活动而引致的。
- 括号内的数字显示死亡人数，数字已包括在意外数目内。
- 上列二零二二年的意外数字为截至2023年3月30日所记录的数字。
- 上列二零二三年的意外数字为截至2024年3月27日所记录的数字。



**Statistics of Confirmed Occupational Diseases
(excluding Silicosis, Asbestosis, Mesothelioma, Occupational Deafness and Gas Poisoning)
by Industry in 2023**

**二零二三年各行业中经证实为职业病的个案数字统计
(矽肺病、石棉沉着病、间皮瘤、职业性失聪和气体中毒除外)**

Industry Section 行业主类	Occupational Disease Codes (2022)						Occupational Disease Codes (2023)					
	职业病译码 (二零二二年)						职业病译码 (二零二三年)					
	3	8	14	16	40	Total 总数	3	8	14	16	40	Total 总数
Agriculture, forestry and fishing 农业、林业及渔业	0	0	0	0	0	0	0	0	0	0	0	0
Mining and quarrying 采矿及采石业	0	0	0	0	0	0	0	0	0	0	0	0
Manufacturing 制造业	0	3	0	0	0	3	0	2	0	1	0	3
Electricity, gas and waste management 电力、燃气及废弃物管理	0	0	0	0	0	0	0	0	0	0	0	0
Construction 建筑业	1	1	0	0	0	2	0	1	0	0	0	1
Import/export, wholesale and retail trades 进出口贸易、批发及零售业	0	1	0	0	0	1	0	3	0	1	0	4
Transportation, storage, postal and courier services 运输、仓库、邮政及速递服务	0	0	0	0	0	0	0	0	0	0	0	0
Accommodation and food services 住宿及膳食服务	0	4	0	0	1	5	0	4	0	0	0	4
Information and communications 资讯及通讯	0	0	0	0	0	0	0	0	0	0	0	0
Financing and insurance 金融及保险	0	1	0	0	0	1	0	0	0	0	0	0
Real estate 地产	0	1	0	0	0	1	0	0	0	0	0	0
Professional and business services 专业及商用服务	0	1	0	0	0	1	0	0	0	0	0	0
Public administration, and social and personal services 公共行政以及社会及个人服务	0	9	2	0	0	11	2	4	6	0	0	12
Other industries 其他行业	0	0	0	0	0	0	0	0	0	0	0	0
Total 总数	1	21	2	0	1	25	2	14	6	2	0	24

Occupational Disease Codes	职业病译码
3 = Compressed Air Illness	3 = 气压病
8 = Tenosynovitis of the Hand or Forearm	8 = 手部或前臂腱鞘炎
14 = Tuberculosis	14 = 结核病
16 = <i>Streptococcus suis</i> Infection	16 = 猪型链球菌感染
40 = Occupational Dermatitis	40 = 职业性皮肤病

Notes:

- 1) For information on silicosis, asbestosis and mesothelioma, please refer to the Pneumoconiosis Compensation Fund Board.
- 2) For information on occupational deafness, please refer to the Occupational Deafness Compensation Board.

注释:

- 1) 有关矽肺病、石棉沉着病及间皮瘤，请参考肺尘埃沉着病补偿基金委员会所发表的资料。
- 2) 有关职业性失聪，请参考职业性失聪补偿管理局所发表的资料。



Number of Confirmed Cases of Occupational Diseases and Gas Poisoning in 2023

二零二三年经证实为职业病及气体中毒个案数字

Occupational Disease 职业病	2022 二零二二年	2023 二零二三年
Occupational Deafness 职业性失聪	330	238
Silicosis 矽肺病	79	78
Tenosynovitis of the Hand or Forearm 手部或前臂腱鞘炎	21	14
Mesothelioma 间皮瘤	21	17
Tuberculosis 结核病	2	6
Asbestosis 石棉沉着病	3	3
<i>Streptococcus suis</i> Infection 猪型链球菌感染	0	2
Compressed Air Illness 气压病	1	2
Occupational Dermatitis 职业性皮肤病	1	0
Gas Poisoning 气体中毒 ¹	6 (2)	23 (9)
Total 总数	464	383

Note:

1. The figure in bracket denotes the number of incidents.

注释:

1. 括号中的数字为事件次数。



Industrial Accidents in Construction Industry (2014 - 2023)

二零一四年至二零二三年建筑业之工业意外数字

	2014	2015	2016	2017	2018	2019	2020	2021	2022	2023
No. of accidents 意外数目	3 467	3 723	3 720	3 902	3 541	2 947	2 532	3 109	3 046	3 097
No. of fatalities 致命意外数目	20	19	10	22	14	16	18	23	17	20
Employment size 受雇人数	82 795	95 103	107 799	118 674	111 849	101 750	97 182	105 430	104 663	112 313
Accident rate per 1 000 workers 每 1 000 名工人的意外率	41.9	39.1	34.5	32.9	31.7	29.0	26.1	29.5	29.1	27.6
Fatality rate per 1 000 workers 每 1 000 名工人的致命意外率	0.242	0.200	0.093	0.185	0.125	0.157	0.185	0.218	0.162	0.178

Notes:

1. The above statistics are compiled based on the Hong Kong Standard Industrial Classification Version 2.0.
2. Figures of employment size only covers manual workers on construction sites.
3. Figures of employment size for calculating the accident rate per 1 000 workers are based on the **Quarterly Report of Employment and Vacancies Statistics** published by the Census and Statistics Department.

注释:

1. 以上的统计数字是按《香港标准行业分类2.0版》编制。
2. 受雇人数只包括在建筑地盘工作的工人。
3. 用以计算每千名工人的意外率之受雇人数资料源自政府统计处发表的《**就业及空缺按季统计报告**》。



Industrial Accidents in Food and Beverage Services (2014 - 2023)

二零一四年至二零二三年餐饮服务业之工业意外数字

	2014	2015	2016	2017	2018	2019	2020	2021	2022	2023
No. of accidents 意外数目	5 566	5 386	4 975	4 990	5 047	4 425	3 124	3 999	3 243	3 524
No. of fatalities 致命意外数目	0	0	0	0	0	0	0	0	0	0
Employment size 受雇人数	242 944	243 162	242 584	243 204	250 035	244 266	210 975	213 953	216 721	224 318
Accident rate per 1 000 workers 每 1 000 名工人的意外率	22.9	22.1	20.5	20.5	20.2	18.1	14.8	18.7	15.0	15.7
Fatality rate per 1 000 workers 每 1 000 名工人的致命意外率	0.000	0.000	0.000	0.000	0.000	0.000	0.000	0.000	0.000	0.000

Notes:

1. The above statistics are compiled based on the Hong Kong Standard Industrial Classification (HSIC) Version 2.0.
2. Figures of employment size for calculating the accident rate per 1 000 workers are based on the **Quarterly Report of Employment and Vacancies Statistics** published by the Census and Statistics Department.

注释:

1. 以上的统计数字是按《香港标准行业分类2.0版》编制。
2. 用以计算每千名工人的意外率之受雇人数资料源自政府统计处发表的《**就业及空缺按季统计报告**》。



Industrial Accidents in Manufacturing Industry (2014 - 2023)

二零一四年至二零二三年制造业之工业意外数字

	2014	2015	2016	2017	2018	2019	2020	2021	2022	2023
No. of accidents 意外数目	1 787	1 675	1 497	1 460	1 322	1 198	1 046	1 172	955	998
No. of fatalities 致命意外数目	0	2	3	3	1	1	1	0	4	4
Employment size 受雇人数	102 461	99 595	96 011	92 860	90 060	86 910	83 409	78 807	74 890	74 427
Accident rate per 1 000 workers 每 1 000 名工人的意外率	17.4	16.8	15.6	15.7	14.7	13.8	12.5	14.9	12.8	13.4
Fatality rate per 1 000 workers 每 1 000 名工人的致命意外率	0.000	0.020	0.031	0.032	0.011	0.012	0.012	0.000	0.053	0.054

Notes:

1. The above statistics are compiled based on the Hong Kong Standard Industrial Classification (HSIC) Version 2.0.
2. Figures of employment size for calculating the accident rate per 1 000 workers are based on the **Quarterly Report of Employment and Vacancies Statistics** published by the Census and Statistics Department.

注释:

1. 以上的统计数字是按《香港标准行业分类2.0版》编制。
2. 用以计算每千名工人的意外率之受雇人数资料源自政府统计处发表的《**就业及空缺按季统计报告**》。



Industrial Accidents in Major Industries (2014 - 2023)

二零一四年至二零二三年主要行业之工业意外数字

	2014	2015	2016	2017	2018	2019	2020	2021	2022	2023
No. of accidents 意外数目										
Construction Industry 建筑业	3 467	3 723	3 720	3 902	3 541	2 947	2 532	3 109	3 046	3 097
Food and Beverage Services 餐饮服务业	5 566	5 386	4 975	4 990	5 047	4 425	3 124	3 999	3 243	3 524
Manufacturing Industry 制造业	1 787	1 675	1 497	1 460	1 322	1 198	1 046	1 172	955	998
Accident rate per 1 000 workers 每 1 000 名工人的意外率										
Construction Industry 建筑业	41.9	39.1	34.5	32.9	31.7	29.0	26.1	29.5	29.1	27.6
Food and Beverage Services 餐饮服务业	22.9	22.1	20.5	20.5	20.2	18.1	14.8	18.7	15.0	15.7
Manufacturing Industry 制造业	17.4	16.8	15.6	15.7	14.7	13.8	12.5	14.9	12.8	13.4

Notes:

1. The above statistics are compiled based on the Hong Kong Standard Industrial Classification (HSIC) Version 2.0.
2. Figures of employment size for calculating the accident rate per 1 000 workers are based on the **Quarterly Report of Employment and Vacancies Statistics** published by the Census and Statistics Department.

注释:

1. 以上的统计数字是按《香港标准行业分类2.0版》编制。
2. 用以计算每千名工人的意外率之受雇人数资料源自政府统计处发表的《**就业及空缺按季统计报告**》。



Industrial Accidents in All Industries (2014 - 2023)

二零一四年至二零二三年所有行业之工业意外数字

	2014	2015	2016	2017	2018	2019	2020	2021	2022	2023
No. of accidents 意外数目	11 677	11 497	10 883	11 077	10 602	9 254	7 202	8 865	7 762	8 134
No. of fatalities 致命意外数目	25	24	18	29	16	22	21	25	25	24
Employment size 受雇人数	613 841	626 122	635 930	645 498	643 592	626 457	581 307	584 255	576 843	590 955
Accident rate per 1 000 workers 每 1 000 名工人的意外率	19.0	18.4	17.1	17.2	16.5	14.8	12.4	15.2	13.5	13.8
Fatality rate per 1 000 workers 每 1 000 名工人的致命意外率	0.041	0.038	0.028	0.045	0.025	0.035	0.036	0.043	0.043	0.041

Notes:

1. The above statistics are compiled based on the Hong Kong Standard Industrial Classification (HSIC) Version 2.0.
2. Figures of employment size for calculating the accident rate per 1 000 workers are based on the **Quarterly Report of Employment and Vacancies Statistics** published by the Census and Statistics Department.

注释:

1. 以上的统计数字是按《香港标准行业分类2.0版》编制。
2. 用以计算每千名工人的意外率之受雇人数资料源自政府统计处发表的《**就业及空缺按季统计报告**》。



Number of Confirmed Cases of Occupational Diseases and Gas Poisoning (2014 - 2023)

二零一四年至二零二三年经证实为职业病及气体中毒个案数字

Occupational Disease	职业病	2014	2015	2016	2017	2018	2019	2020	2021	2022	2023
Compressed Air Illness	气压病	2	2	0	1	1	1	0	1	1	2
Tenosynovitis of the Hand or Forearm	手部或前臂腱鞘炎	64	31	63	39	39	35	17	28	21	14
Carpal Tunnel Syndrome	腕管综合症	0	1	0	0	1	0	0	0	0	0
Beat Knee	膝伤	0	0	0	0	0	1	0	0	0	0
Tuberculosis	结核病	7	9	6	9	4	5	3	11	2	6
<i>Streptococcus suis</i> Infection	猪型链球菌感染	1	0	1	1	2	0	0	0	0	2
Cadmium Poisoning	镉中毒	0	0	0	0	0	0	0	0	0	0
Occupational Dermatitis	职业性皮肤病	1	3	11	3	3	5	2	1	1	0
Poisoning by Halogen Derivatives of Hydrocarbons of the Aliphatic Series	脂肪系碳氢化合物的卤素衍生物中毒	0	0	0	0	0	0	0	0	0	0
Inflammation or Ulceration of the Mucous Membrane of the Upper Respiratory Passages or Mouth produced by Dust, Liquid or Vapour	因尘埃、液体或蒸气引致上呼吸道或口腔的黏膜发炎或溃瘍	0	0	0	0	0	0	0	0	0	0
Brucellosis	布鲁氏杆菌病	0	0	0	0	0	0	0	0	0	0
Phosphorous Poisoning	磷中毒	0	0	0	0	0	0	0	0	0	0
Leptospirosis	钩端螺旋体病	0	0	0	0	0	0	0	0	0	0
Avian chlamydiosis	鸚鵡热或饲鸟病	0	0	0	0	0	0	0	0	0	0
Occupational Asthma	职业性哮喘病	0	1	0	1	0	0	1	0	0	0
Silicosis	矽肺病	68	56	43	54	59	52	88	67	79	78
Asbestosis	石棉沉着病	2	0	4	2	2	7	12	7	3	3
Mesothelioma	间皮瘤	14	13	7	16	10	10	12	20	21	17
Occupational Deafness	职业性失聪	102	133	184	177	275	308	78	394	330	238
Legionnaires' Disease	退伍军人病	0	0	0	0	0	1	0	0	0	0
Gas Poisoning ¹	气体中毒 ¹	6 (4)	7 (5)	14 (6)	1 (1)	4 (3)	17 (4)	3 (1)	5 (2)	6 (2)	23 (9)
Mercury Poisoning	汞中毒	0	0	1	0	0	0	0	0	0	0
Total	总数	267	256	334	304	400	442	216	534	464	383

Note:

1. The figure in bracket denotes the number of incidents.

注释:

1. 括号中的数字为事件次数。



Occupational Injuries and Injury Rates in All Economic Activities (2014 - 2023)

二零一四年至二零二三年所有经济行业之职业伤亡个案及伤亡率

	2014	2015	2016	2017	2018	2019	2020	2021	2022	2023
Number of occupational injuries 伤亡个案	37 523	35 852	35 768	35 631	35 964	32 872	27 127	30 448	32 026	29 456
Injury rate per 1 000 employees 每 1 000 名雇员的伤亡率	12.8	12.1	11.9	11.8	11.8	10.8	9.3	10.5	11.2	10.1

Notes:

1. The above statistics are compiled based on the Hong Kong Standard Industrial Classification Version 2.0.
2. Figures of employment size for calculating the injury rate per 1 000 employees are based on the **Quarterly Report of Employment and Vacancies Statistics** published by the Census and Statistics Department.

注释:

1. 以上的统计数字是按《香港标准行业分类2.0版》编制。
2. 用以计算每千名雇员的伤亡率之受雇人数资料源自政府统计处发表的《**就业及空缺按季统计报告**》。