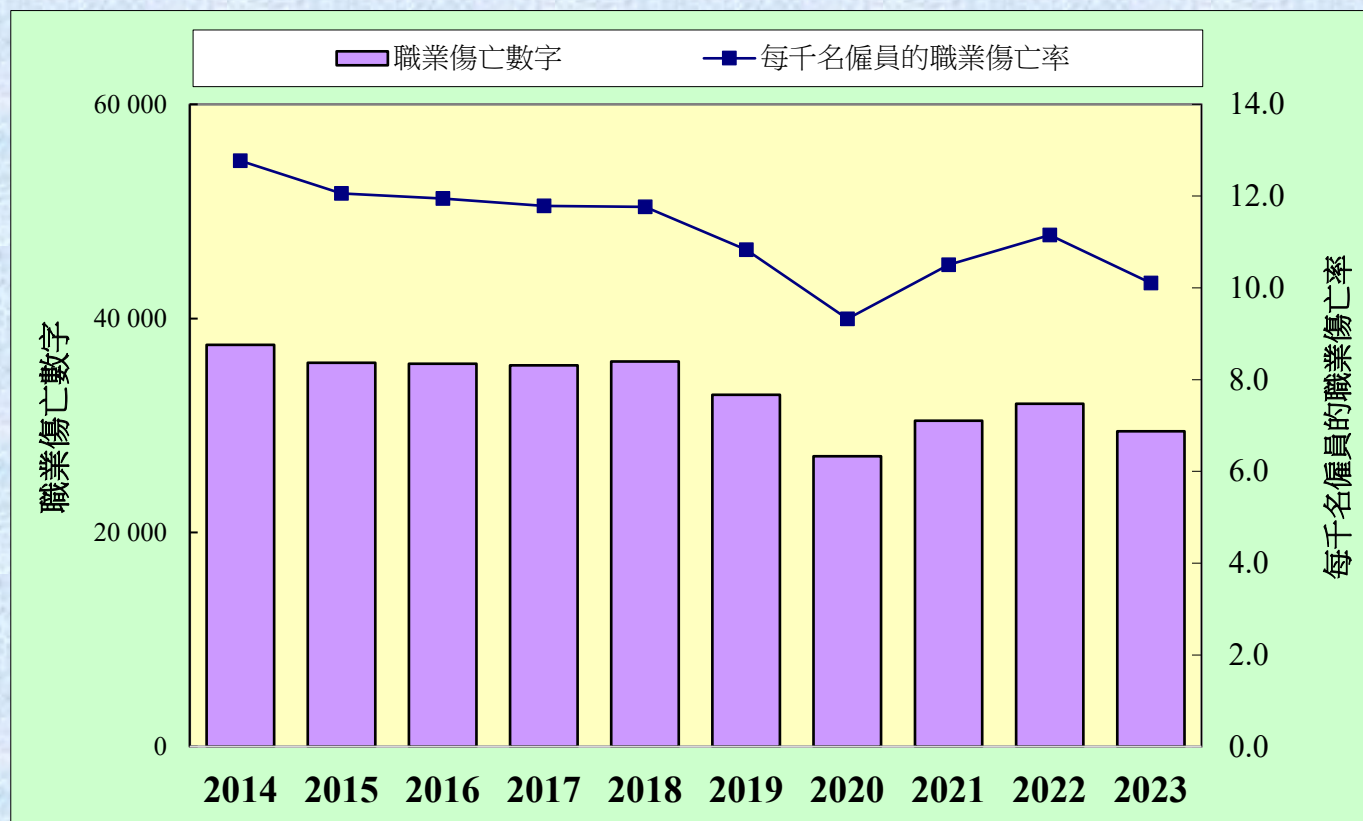


職業安全及健康統計數字 2023



職業安全及健康部
勞工處

二零二四年八月





職業安全及健康統計數字

簡介

這裡所載的統計數字，是就香港與工作有關的意外和職業病提供資料及分析，顯示不同經濟界別和選定行業最近的意外趨勢。僱主、僱員與職業安全及健康工作從業員可利用這些統計數字，按整體意外率及行業的平均統計數字，與本身機構的表現作出比較。我們希望這類資料可協助個別機構，更能妥善地管理其職業安全及健康計劃，從而改善安全表現。

名詞定義及其他資料

職業傷亡個案 是指根據《僱員補償條例》呈報在工作地點發生的致命個案或導致失去工作能力三天以上的受傷個案。

職業傷亡個案 包括《職業安全及健康條例》管轄範圍以外的呈報個案，例如源於自然疾病的個案、在香港境外發生的個案等等。

工業意外 是指在《工廠及工業經營條例》所界定的工業經營內發生的受傷或死亡意外，而這些意外是因工業活動而引致的。

職業病 是指根據《職業安全及健康條例》、《僱員補償條例》、《職業性失聰(補償)條例》和《肺塵埃沉着病及間皮瘤(補償)條例》呈報及經證實的職業病和氣體中毒個案。

每千名僱員的職業傷亡率 的計算方法如下：

$$\frac{\text{職業傷亡數字}}{\text{*受僱人數}} \times 1000$$

每千名工人的工業意外率 的計算方法如下：

$$\frac{\text{工業意外數字}}{\text{*受僱人數}} \times 1000$$

*受僱人數資料源自政府統計處發表的《就業及空缺按季統計報告》。



由於每個國家就編製統計數字所定呈報意外及職業病的法例要求、涵蓋的經濟界別及採納的勞動人口定義都不同，所以統計數字的資料成分或會因地而異。因此不同地區的意外及職業病統計數字，不一定能夠直接互作比較，必須小心詮釋。

如欲查詢有關以上意外統計詳情，請聯絡勞工處意外分析及資訊科。
(電話號碼： 2815 0678 傳真號碼：2541 8537)

如欲查詢有關以上職業病統計詳情，請聯絡勞工處職業醫學科(健康推廣)。
(電話號碼： 2852 4041 傳真號碼：2581 2049)

如有任何關於工作地點的不安全作業模式或環境狀況的投訴，請致電勞工處職安健投訴熱線 2542 2172 或在勞工處網頁填寫並遞交網上職安健投訴表格。所有投訴均會絕對保密。

如欲獲取最新的職安健資訊，請下載勞工處「職安健 2.0」流動應用程式。



網上職安健投訴表格



「職安健 2.0」流動應用程式

電子郵件: enquiry@labour.gov.hk

網址: <https://www.labour.gov.hk/>



**Occupational Injuries in All Workplaces
in 2023
- analysed by Industry Section**

二零二三年所有工作地點之職業傷亡個案 - 按行業主類分析

Industry Section 行業主類		2022 二零二二年		2023 二零二三年	
Agriculture, forestry and fishing	農業、林業及漁業	13	(1)	20	
Mining and quarrying	採礦及採石業	0		0	
Manufacturing	製造業	1 191	(12)	1 306	(19)
Electricity, gas and waste management	電力、燃氣及廢棄物管理	112	(5)	113	(2)
Construction	建造業	4 377	(51)	3 300	(45)
Import/export, wholesale and retail trades	進出口貿易、批發及零售業	2 259	(23)	2 214	(36)
Transportation, storage, postal and courier services	運輸、倉庫、郵政及速遞服務	2 408	(23)	3 369	(43)
Accommodation and food services	住宿及膳食服務	4 409	(17)	4 897	(15)
Information and communications	資訊及通訊	207	(5)	204	(3)
Financing and insurance	金融及保險	162	(4)	228	(3)
Real estate	地產	2 400	(35)	2 374	(34)
Professional and business services	專業及商用服務	4 767	(63)	3 938	(57)
Public administration, and social and personal services	公共行政以及社會及個人服務	9 494	(19)	7 253	(21)
Other industries	其他行業	227	(8)	240	(8)
TOTAL	總數	32 026	(266)	29 456	(286)

Notes:

- Occupational injuries refer to injury cases in workplaces reported under the Employees' Compensation Ordinance, resulting in death or incapacity for work of over three days.
- Figures in brackets denote the number of fatalities which has also been included in the number of injuries.
- The above injury figures of 2022 are recorded as at 30 March 2023.
- The above injury figures of 2023 are recorded as at 27 March 2024.
- The above statistics are compiled based on the Hong Kong Standard Industrial Classification Version 2.0.

註釋:

- 職業傷亡個案是指根據《僱員補償條例》呈報在工作地點發生的致命個案或導致失去工作能力三天以上的受傷個案。
- 括號內的數字顯示死亡人數，數字已包括在傷亡數字內。
- 上列二零二二年的傷亡數字為截至2023年3月30日所記錄的數字。
- 上列二零二三年的傷亡數字為截至2024年3月27日所記錄的數字。
- 以上的統計數字是按《香港標準行業分類2.0版》編製。

Occupational Injuries in All Workplaces
in 2023

- analysed by Type of Accident

二零二三年所有工作地點之職業傷亡個案 - 按意外類別分析


Type of Accident 意外類別		2022 二零二二年		2023 二零二三年	
Trapped in or between objects	受困於物件之內或物件之間	937	(1)	886	(2)
Injured whilst lifting or carrying	提舉或搬運物件時受傷	4 507		5 259	
Slip, trip or fall on same level	滑倒、絆倒或在同一高度跌倒	9 253		9 805	(2)
Fall of person from height	人體從高處墮下	743	(13)	845	(16)
Striking against fixed or stationary object	與固定或不動的物件碰撞	1 732		1 863	
Striking against or struck by moving object	被移動物件或與移動物件碰撞	1 846	(2)	2 302	(2)
Stepping on object	踏在物件上	117		224	
Exposure to or contact with harmful substance	暴露於有害物質中或接觸有害物質	176		186	(2)
Contact with electricity or electric discharge	觸電或接觸放出的電流	24		23	(3)
Trapped by collapsing or overturning object	受困於倒塌或翻側的物件	35	(9)	22	(1)
Struck by falling object	遭墮下的物件撞擊	844		587	(2)
Struck by moving vehicle	遭移動中的車輛撞倒	1 002	(16)	1 224	(18)
Contact with moving machinery or object being machined	觸及開動中的機器或觸及以機器製造中的物件	451	(2)	510	(1)
Drowning	遇溺	1	(1)	2	(2)
Exposure to fire	火警燒傷	25		24	
Exposure to explosion	爆炸受傷	8	(1)	12	
Injured by hand tool	被手工具所傷	1 319		1 350	(1)
Injured by fall of ground	泥土傾瀉受傷	0		0	
Asphyxiation	窒息	0		0	
Contact with hot surface or substance	觸及灼熱表面或物質	1 124		1 233	
Injured by animal	被動物所傷	392		452	(1)
Injured in workplace violence	於工作場所暴力事件中受傷	730		914	
Others	其他類別	6 760	(221)	1 733	(233)
TOTAL	總數	32 026	(266)	29 456	(286)

Notes:

- Occupational injuries refer to injury cases in workplaces reported under the Employees' Compensation Ordinance, resulting in death or incapacity for work of over three days.
- Figures in brackets denote the number of fatalities which has also been included in the number of injuries.
- The above injury figures of 2022 are recorded as at 30 March 2023.
- The above injury figures of 2023 are recorded as at 27 March 2024.

註釋:

- 職業傷亡個案是指根據《僱員補償條例》呈報在工作地點發生的致命個案或導致失去工作能力三天以上的受傷個案。
- 括號內的數字顯示死亡人數，數字已包括在傷亡數字內。
- 上列二零二二年的傷亡數字為截至2023年3月30日所記錄的數字。
- 上列二零二三年的傷亡數字為截至2024年3月27日所記錄的數字。



Occupational Injuries in Manufacturing Industry in 2023

- analysed by Type of Accident

二零二三年製造業之職業傷亡個案 - 按意外類別分析

Type of Accident 意外類別		2022 二零二二年	2023 二零二三年
Trapped in or between objects	受困於物件之內或物件之間	52	50
Injured whilst lifting or carrying	提舉或搬運物件時受傷	213	219
Slip, trip or fall on same level	滑倒、絆倒或在同一高度跌倒	318	307
Fall of person from height	人體從高處墮下	35	44 (3)
Striking against fixed or stationary object	與固定或不動的物件碰撞	72	92
Striking against or struck by moving object	被移動物件或與移動物件碰撞	119 (2)	148 (1)
Stepping on object	踏在物件上	3	9
Exposure to or contact with harmful substance	暴露於有害物質中或接觸有害物質	9	18
Contact with electricity or electric discharge	觸電或接觸放出的電流	1	1
Trapped by collapsing or overturning object	受困於倒塌或翻側的物件	2	1
Struck by falling object	遭墮下的物件撞擊	43	33
Struck by moving vehicle	遭移動中的車輛撞倒	22 (1)	64 (1)
Contact with moving machinery or object being machined	觸及開動中的機器或觸及以機器製造中的物件	114 (1)	121 (1)
Drowning	遇溺	0	0
Exposure to fire	火警燒傷	1	1
Exposure to explosion	爆炸受傷	1 (1)	1
Injured by hand tool	被手工具所傷	58	65 (1)
Injured by fall of ground	泥土傾瀉受傷	0	0
Asphyxiation	窒息	0	0
Contact with hot surface or substance	觸及灼熱表面或物質	72	71
Injured by animal	被動物所傷	2	2
Injured in workplace violence	於工作場所暴力事件中受傷	6	4
Others	其他類別	48 (7)	55 (12)
TOTAL	總數	1 191 (12)	1 306 (19)

Notes:

- Occupational injuries refer to injury cases in workplaces reported under the Employees' Compensation Ordinance, resulting in death or incapacity for work of over three days.
- Figures in brackets denote the number of fatalities which has also been included in the number of injuries.
- The above injury figures of 2022 are recorded as at 30 March 2023.
- The above injury figures of 2023 are recorded as at 27 March 2024.

註釋:

- 職業傷亡個案是指根據《僱員補償條例》呈報在工作地點發生的致命個案或導致失去工作能力三天以上的受傷個案。
- 括號內的數字顯示死亡人數，數字已包括在傷亡數字內。
- 上列二零二二年的傷亡數字為截至2023年3月30日所記錄的數字。
- 上列二零二三年的傷亡數字為截至2024年3月27日所記錄的數字。



**Occupational Injuries in Construction Industry
in 2023
- analysed by Type of Accident**

二零二三年建造業之職業傷亡個案 - 按意外類別分析

Type of Accident 意外類別		2022 二零二二年	2023 二零二三年
Trapped in or between objects	受困於物件之內或物件之間	163 (1)	106 (2)
Injured whilst lifting or carrying	提舉或搬運物件時受傷	585	598
Slip, trip or fall on same level	滑倒、絆倒或在同一高度跌倒	946	923 (1)
Fall of person from height	人體從高處墮下	213 (10)	240 (9)
Striking against fixed or stationary object	與固定或不動的物件碰撞	324	386
Striking against or struck by moving object	被移動物件或與移動物件碰撞	288	346 (1)
Stepping on object	踏在物件上	30	43
Exposure to or contact with harmful substance	暴露於有害物質中或接觸有害物質	9	7 (2)
Contact with electricity or electric discharge	觸電或接觸放出的電流	7	12 (3)
Trapped by collapsing or overturning object	受困於倒塌或翻側的物件	17 (6)	5 (1)
Struck by falling object	遭墮下的物件撞擊	190	150 (1)
Struck by moving vehicle	遭移動中的車輛撞倒	25	25 (1)
Contact with moving machinery or object being machined	觸及開動中的機器或觸及以機器製造中的物件	148	194
Drowning	遇溺	0	0
Exposure to fire	火警燒傷	5	5
Exposure to explosion	爆炸受傷	1	9
Injured by hand tool	被手工具所傷	106	32
Injured by fall of ground	泥土傾瀉受傷	0	0
Asphyxiation	窒息	0	0
Contact with hot surface or substance	觸及灼熱表面或物質	11	10
Injured by animal	被動物所傷	4	8
Injured in workplace violence	於工作場所暴力事件中受傷	22	15
Others	其他類別	1 283 (34)	186 (24)
TOTAL	總數	4 377 (51)	3 300 (45)

Notes:

- Occupational injuries refer to injury cases in workplaces reported under the Employees' Compensation Ordinance, resulting in death or incapacity for work of over three days.
- Figures in brackets denote the number of fatalities which has also been included in the number of injuries.
- The above injury figures of 2022 are recorded as at 30 March 2023.
- The above injury figures of 2023 are recorded as at 27 March 2024.

註釋:

- 職業傷亡個案是指根據《僱員補償條例》呈報在工作地點發生的致命個案或導致失去工作能力三天以上的受傷個案。
- 括號內的數字顯示死亡人數，數字已包括在傷亡數字內。
- 上列二零二二年的傷亡數字為截至2023年3月30日所記錄的數字。
- 上列二零二三年的傷亡數字為截至2024年3月27日所記錄的數字。



Occupational Injuries in Food and Beverage Services in 2023

- analysed by Type of Accident

二零二三年餐飲服務業之職業傷亡個案 - 按意外類別分析

Type of Accident 意外類別		2022 二零二二年	2023 二零二三年
Trapped in or between objects	受困於物件之內或物件之間	48	41
Injured whilst lifting or carrying	提舉或搬運物件時受傷	429	525
Slip, trip or fall on same level	滑倒、絆倒或在同一高度跌倒	885	1 038
Fall of person from height	人體從高處墮下	31	17
Striking against fixed or stationary object	與固定或不動的物件碰撞	241	205
Striking against or struck by moving object	被移動物件或與移動物件碰撞	146	167
Stepping on object	踏在物件上	1	8
Exposure to or contact with harmful substance	暴露於有害物質中或接觸有害物質	35	29
Contact with electricity or electric discharge	觸電或接觸放出的電流	4	1
Trapped by collapsing or overturning object	受困於倒塌或翻側的物件	3	2
Struck by falling object	遭墮下的物件撞擊	72	45
Struck by moving vehicle	遭移動中的車輛撞倒	52	40 (1)
Contact with moving machinery or object being machined	觸及開動中的機器或觸及以機器製造中的物件	66	68
Drowning	遇溺	0	0
Exposure to fire	火警燒傷	8	6
Exposure to explosion	爆炸受傷	2	0
Injured by hand tool	被手工具所傷	617	671
Injured by fall of ground	泥土傾瀉受傷	0	0
Asphyxiation	窒息	0	0
Contact with hot surface or substance	觸及灼熱表面或物質	729	791
Injured by animal	被動物所傷	24	20
Injured in workplace violence	於工作場所暴力事件中受傷	21	36
Others	其他類別	140 (16)	130 (11)
TOTAL	總數	3 554 (16)	3 840 (12)

Notes:

- Occupational injuries refer to injury cases in workplaces reported under the Employees' Compensation Ordinance, resulting in death or incapacity for work of over three days.
- Figures in brackets denote the number of fatalities which has also been included in the number of injuries.
- The above injury figures of 2022 are recorded as at 30 March 2023.
- The above injury figures of 2023 are recorded as at 27 March 2024.

註釋:

- 職業傷亡個案是指根據《僱員補償條例》呈報在工作地點發生的致命個案或導致失去工作能力三天以上的受傷個案。
- 括號內的數字顯示死亡人數，數字已包括在傷亡數字內。
- 上列二零二二年的傷亡數字為截至2023年3月30日所記錄的數字。
- 上列二零二三年的傷亡數字為截至2024年3月27日所記錄的數字。



Occupational Injuries in Import and Export Trade in 2023

- analysed by Type of Accident

二零二三年進出口貿易業之職業傷亡個案 - 按意外類別分析

Type of Accident 意外類別		2022 二零二二年	2023 二零二三年
Trapped in or between objects	受困於物件之內或物件之間	12	15
Injured whilst lifting or carrying	提舉或搬運物件時受傷	83	115
Slip, trip or fall on same level	滑倒、絆倒或在同一高度跌倒	145	172
Fall of person from height	人體從高處墮下	17	25
Striking against fixed or stationary object	與固定或不動的物件碰撞	13	21
Striking against or struck by moving object	被移動物件或與移動物件碰撞	30	23
Stepping on object	踏在物件上	1	3
Exposure to or contact with harmful substance	暴露於有害物質中或接觸有害物質	2	0
Contact with electricity or electric discharge	觸電或接觸放出的電流	1	0
Trapped by collapsing or overturning object	受困於倒塌或翻側的物件	0	0
Struck by falling object	遭墮下的物件撞擊	14	5
Struck by moving vehicle	遭移動中的車輛撞倒	26	43 (2)
Contact with moving machinery or object being machined	觸及開動中的機器或觸及以機器製造中的物件	6	9
Drowning	遇溺	0	0
Exposure to fire	火警燒傷	0	0
Exposure to explosion	爆炸受傷	0	0
Injured by hand tool	被手工具所傷	12	15
Injured by fall of ground	泥土傾瀉受傷	0	0
Asphyxiation	窒息	0	0
Contact with hot surface or substance	觸及灼熱表面或物質	4	4
Injured by animal	被動物所傷	1	4
Injured in workplace violence	於工作場所暴力事件中受傷	2	2
Others	其他類別	39 (14)	47 (20)
TOTAL	總數	408 (14)	503 (22)

Notes:

- Occupational injuries refer to injury cases in workplaces reported under the Employees' Compensation Ordinance, resulting in death or incapacity for work of over three days.
- Figures in brackets denote the number of fatalities which has also been included in the number of injuries.
- The above injury figures of 2022 are recorded as at 30 March 2023.
- The above injury figures of 2023 are recorded as at 27 March 2024.

註釋:

- 職業傷亡個案是指根據《僱員補償條例》呈報在工作地點發生的致命個案或導致失去工作能力三天以上的受傷個案。
- 括號內的數字顯示死亡人數，數字已包括在傷亡數字內。
- 上列二零二二年的傷亡數字為截至2023年3月30日所記錄的數字。
- 上列二零二三年的傷亡數字為截至2024年3月27日所記錄的數字。

Occupational Injuries in Wholesale
in 2023

- analysed by Type of Accident

二零二三年批發業之職業傷亡個案 - 按意外類別分析

Type of Accident 意外類別		2022 二零二二年	2023 二零二三年
Trapped in or between objects	受困於物件之內或物件之間	12	7
Injured whilst lifting or carrying	提舉或搬運物件時受傷	69	51
Slip, trip or fall on same level	滑倒、絆倒或在同一高度跌倒	54	61
Fall of person from height	人體從高處墮下	10	8
Striking against fixed or stationary object	與固定或不動的物件碰撞	9	15
Striking against or struck by moving object	被移動物件或與移動物件碰撞	18	19
Stepping on object	踏在物件上	0	0
Exposure to or contact with harmful substance	暴露於有害物質中或接觸有害物質	0	0
Contact with electricity or electric discharge	觸電或接觸放出的電流	0	0
Trapped by collapsing or overturning object	受困於倒塌或翻側的物件	1	0
Struck by falling object	遭墮下的物件撞擊	8	2
Struck by moving vehicle	遭移動中的車輛撞倒	13	25
Contact with moving machinery or object being machined	觸及開動中的機器或觸及以機器製造中的物件	6	3
Drowning	遇溺	0	0
Exposure to fire	火警燒傷	0	0
Exposure to explosion	爆炸受傷	0	0
Injured by hand tool	被手工具所傷	9	2
Injured by fall of ground	泥土傾瀉受傷	0	0
Asphyxiation	窒息	0	0
Contact with hot surface or substance	觸及灼熱表面或物質	2	2
Injured by animal	被動物所傷	2	5
Injured in workplace violence	於工作場所暴力事件中受傷	0	0
Others	其他類別	11 (2)	11
TOTAL	總數	224 (2)	211

Notes:

- Occupational injuries refer to injury cases in workplaces reported under the Employees' Compensation Ordinance, resulting in death or incapacity for work of over three days.
- Figures in brackets denote the number of fatalities which has also been included in the number of injuries.
- The above injury figures of 2022 are recorded as at 30 March 2023.
- The above injury figures of 2023 are recorded as at 27 March 2024.

註釋:

- 職業傷亡個案是指根據《僱員補償條例》呈報在工作地點發生的致命個案或導致失去工作能力三天以上的受傷個案。
- 括號內的數字顯示死亡人數，數字已包括在傷亡數字內。
- 上列二零二二年的傷亡數字為截至2023年3月30日所記錄的數字。
- 上列二零二三年的傷亡數字為截至2024年3月27日所記錄的數字。



Occupational Injuries in Retail Trade in 2023

- analysed by Type of Accident

二零二三年零售業之職業傷亡個案 - 按意外類別分析

Type of Accident 意外類別		2022 二零二二年	2023 二零二三年
Trapped in or between objects	受困於物件之內或物件之間	34	34
Injured whilst lifting or carrying	提舉或搬運物件時受傷	409	388
Slip, trip or fall on same level	滑倒、絆倒或在同一高度跌倒	445	425
Fall of person from height	人體從高處墮下	78	78
Striking against fixed or stationary object	與固定或不動的物件碰撞	93	84
Striking against or struck by moving object	被移動物件或與移動物件碰撞	116	120
Stepping on object	踏在物件上	9	13
Exposure to or contact with harmful substance	暴露於有害物質中或接觸有害物質	3	1
Contact with electricity or electric discharge	觸電或接觸放出的電流	3	3
Trapped by collapsing or overturning object	受困於倒塌或翻側的物件	0	1
Struck by falling object	遭墮下的物件撞擊	77	45
Struck by moving vehicle	遭移動中的車輛撞倒	27	27
Contact with moving machinery or object being machined	觸及開動中的機器或觸及以機器製造中的物件	25	14
Drowning	遇溺	0	0
Exposure to fire	火警燒傷	2	0
Exposure to explosion	爆炸受傷	0	0
Injured by hand tool	被手工具所傷	177	140
Injured by fall of ground	泥土傾瀉受傷	0	0
Asphyxiation	窒息	0	0
Contact with hot surface or substance	觸及灼熱表面或物質	18	16
Injured by animal	被動物所傷	1	12
Injured in workplace violence	於工作場所暴力事件中受傷	16	20
Others	其他類別	94 (7)	79 (14)
TOTAL	總數	1 627 (7)	1 500 (14)

Notes:

- Occupational injuries refer to injury cases in workplaces reported under the Employees' Compensation Ordinance, resulting in death or incapacity for work of over three days.
- Figures in brackets denote the number of fatalities which has also been included in the number of injuries.
- The above injury figures of 2022 are recorded as at 30 March 2023.
- The above injury figures of 2023 are recorded as at 27 March 2024.

註釋:

- 職業傷亡個案是指根據《僱員補償條例》呈報在工作地點發生的致命個案或導致失去工作能力三天以上的受傷個案。
- 括號內的數字顯示死亡人數，數字已包括在傷亡數字內。
- 上列二零二二年的傷亡數字為截至2023年3月30日所記錄的數字。
- 上列二零二三年的傷亡數字為截至2024年3月27日所記錄的數字。

Occupational Injuries in Transport, Warehousing and Support Services for Transportation
in 2023

- analysed by Type of Accident

二零二三年運輸、貨倉及運輸輔助服務業之職業傷亡個案 - 按意外類別分析

Type of Accident 意外類別		2022 二零二二年	2023 二零二三年
Trapped in or between objects	受困於物件之內或物件之間	104	116
Injured whilst lifting or carrying	提舉或搬運物件時受傷	393	914
Slip, trip or fall on same level	滑倒、絆倒或在同一高度跌倒	556	742
Fall of person from height	人體從高處墮下	90 (2)	118
Striking against fixed or stationary object	與固定或不動的物件碰撞	104	191
Striking against or struck by moving object	被移動物件或與移動物件碰撞	192	294
Stepping on object	踏在物件上	11	17
Exposure to or contact with harmful substance	暴露於有害物質中或接觸有害物質	2	8
Contact with electricity or electric discharge	觸電或接觸放出的電流	2	1
Trapped by collapsing or overturning object	受困於倒塌或翻側的物件	3 (1)	3
Struck by falling object	遭墮下的物件撞擊	83	96 (1)
Struck by moving vehicle	遭移動中的車輛撞倒	402 (5)	473 (5)
Contact with moving machinery or object being machined	觸及開動中的機器或觸及以機器製造中的物件	7	8
Drowning	遇溺	0	1 (1)
Exposure to fire	火警燒傷	1	1
Exposure to explosion	爆炸受傷	0	1
Injured by hand tool	被手工具所傷	12	23
Injured by fall of ground	泥土傾瀉受傷	0	0
Asphyxiation	窒息	0	0
Contact with hot surface or substance	觸及灼熱表面或物質	12	33
Injured by animal	被動物所傷	7	14
Injured in workplace violence	於工作場所暴力事件中受傷	44	58
Others	其他類別	303 (14)	183 (33)
TOTAL	總數	2 328 (22)	3 295 (40)

Notes:

- Occupational injuries refer to injury cases in workplaces reported under the Employees' Compensation Ordinance, resulting in death or incapacity for work of over three days.
- Figures in brackets denote the number of fatalities which has also been included in the number of injuries.
- The above injury figures of 2022 are recorded as at 30 March 2023.
- The above injury figures of 2023 are recorded as at 27 March 2024.

註釋:

- 職業傷亡個案是指根據《僱員補償條例》呈報在工作地點發生的致命個案或導致失去工作能力三天以上的受傷個案。
- 括號內的數字顯示死亡人數，數字已包括在傷亡數字內。
- 上列二零二二年的傷亡數字為截至2023年3月30日所記錄的數字。
- 上列二零二三年的傷亡數字為截至2024年3月27日所記錄的數字。



Occupational Injuries in Accommodation Services in 2023

- analysed by Type of Accident

二零二三年住宿服務業之職業傷亡個案 - 按意外類別分析


Type of Accident 意外類別		2022 二零二二年	2023 二零二三年
Trapped in or between objects	受困於物件之內或物件之間	45	45
Injured whilst lifting or carrying	提舉或搬運物件時受傷	132	167
Slip, trip or fall on same level	滑倒、絆倒或在同一高度跌倒	241	279
Fall of person from height	人體從高處墮下	14	33
Striking against fixed or stationary object	與固定或不動的物件碰撞	113	110
Striking against or struck by moving object	被移動物件或與移動物件碰撞	64	111
Stepping on object	踏在物件上	6	6
Exposure to or contact with harmful substance	暴露於有害物質中或接觸有害物質	12	18
Contact with electricity or electric discharge	觸電或接觸放出的電流	0	0
Trapped by collapsing or overturning object	受困於倒塌或翻側的物件	0	1
Struck by falling object	遭墮下的物件撞擊	17	13
Struck by moving vehicle	遭移動中的車輛撞倒	0	11
Contact with moving machinery or object being machined	觸及開動中的機器或觸及以機器製造中的物件	10	18
Drowning	遇溺	0	0
Exposure to fire	火警燒傷	0	1
Exposure to explosion	爆炸受傷	0	0
Injured by hand tool	被手工具所傷	105	127
Injured by fall of ground	泥土傾瀉受傷	0	0
Asphyxiation	窒息	0	0
Contact with hot surface or substance	觸及灼熱表面或物質	73	78
Injured by animal	被動物所傷	1	1
Injured in workplace violence	於工作場所暴力事件中受傷	7	5
Others	其他類別	15 (1)	33 (3)
TOTAL	總數	855 (1)	1 057 (3)

Notes:

- Occupational injuries refer to injury cases in workplaces reported under the Employees' Compensation Ordinance, resulting in death or incapacity for work of over three days.
- Figures in brackets denote the number of fatalities which has also been included in the number of injuries.
- The above injury figures of 2022 are recorded as at 30 March 2023.
- The above injury figures of 2023 are recorded as at 27 March 2024.

註釋:

- 職業傷亡個案是指根據《僱員補償條例》呈報在工作地點發生的致命個案或導致失去工作能力三天以上的受傷個案。
- 括號內的數字顯示死亡人數，數字已包括在傷亡數字內。
- 上列二零二二年的傷亡數字為截至2023年3月30日所記錄的數字。
- 上列二零二三年的傷亡數字為截至2024年3月27日所記錄的數字。



**Occupational Injuries in Information and Communications
in 2023
- analysed by Type of Accident**

二零二三年資訊及通訊業之職業傷亡個案 - 按意外類別分析

Type of Accident 意外類別		2022 二零二二年	2023 二零二三年
Trapped in or between objects	受困於物件之內或物件之間	5	2
Injured whilst lifting or carrying	提舉或搬運物件時受傷	20	33
Slip, trip or fall on same level	滑倒、絆倒或在同一高度跌倒	84	76
Fall of person from height	人體從高處墮下	8	13
Striking against fixed or stationary object	與固定或不動的物件碰撞	19	12
Striking against or struck by moving object	被移動物件或與移動物件碰撞	16	17
Stepping on object	踏在物件上	1	2
Exposure to or contact with harmful substance	暴露於有害物質中或接觸有害物質	1	0
Contact with electricity or electric discharge	觸電或接觸放出的電流	0	0
Trapped by collapsing or overturning object	受困於倒塌或翻側的物件	1	0
Struck by falling object	遭墮下的物件撞擊	6	8
Struck by moving vehicle	遭移動中的車輛撞倒	11	10
Contact with moving machinery or object being machined	觸及開動中的機器或觸及以機器製造中的物件	2	4
Drowning	遇溺	0	0
Exposure to fire	火警燒傷	0	0
Exposure to explosion	爆炸受傷	0	0
Injured by hand tool	被手工具所傷	3	6
Injured by fall of ground	泥土傾瀉受傷	0	0
Asphyxiation	窒息	0	0
Contact with hot surface or substance	觸及灼熱表面或物質	2	0
Injured by animal	被動物所傷	2	2
Injured in workplace violence	於工作場所暴力事件中受傷	2	3
Others	其他類別	24 (5)	16 (3)
TOTAL	總數	207 (5)	204 (3)

Notes:

- Occupational injuries refer to injury cases in workplaces reported under the Employees' Compensation Ordinance, resulting in death or incapacity for work of over three days.
- Figures in brackets denote the number of fatalities which has also been included in the number of injuries.
- The above injury figures of 2022 are recorded as at 30 March 2023.
- The above injury figures of 2023 are recorded as at 27 March 2024.

註釋:

- 職業傷亡個案是指根據《僱員補償條例》呈報在工作地點發生的致命個案或導致失去工作能力三天以上的受傷個案。
- 括號內的數字顯示死亡人數，數字已包括在傷亡數字內。
- 上列二零二二年的傷亡數字為截至2023年3月30日所記錄的數字。
- 上列二零二三年的傷亡數字為截至2024年3月27日所記錄的數字。

Occupational Injuries in Financing and Insurance
in 2023

- analysed by Type of Accident

二零二三年金融及保險業之職業傷亡個案 - 按意外類別分析

Type of Accident 意外類別		2022 二零二二年	2023 二零二三年
Trapped in or between objects	受困於物件之內或物件之間	2	5
Injured whilst lifting or carrying	提舉或搬運物件時受傷	22	15
Slip, trip or fall on same level	滑倒、絆倒或在同一高度跌倒	97	119
Fall of person from height	人體從高處墮下	3	3
Striking against fixed or stationary object	與固定或不動的物件碰撞	1	12
Striking against or struck by moving object	被移動物件或與移動物件碰撞	6	12
Stepping on object	踏在物件上	0	1
Exposure to or contact with harmful substance	暴露於有害物質中或接觸有害物質	0	0
Contact with electricity or electric discharge	觸電或接觸放出的電流	1	0
Trapped by collapsing or overturning object	受困於倒塌或翻側的物件	0	0
Struck by falling object	遭墮下的物件撞擊	2	2
Struck by moving vehicle	遭移動中的車輛撞倒	7	17
Contact with moving machinery or object being machined	觸及開動中的機器或觸及以機器製造中的物件	0	0
Drowning	遇溺	0	0
Exposure to fire	火警燒傷	0	0
Exposure to explosion	爆炸受傷	0	0
Injured by hand tool	被手工具所傷	0	1
Injured by fall of ground	泥土傾瀉受傷	0	0
Asphyxiation	窒息	0	0
Contact with hot surface or substance	觸及灼熱表面或物質	1	4
Injured by animal	被動物所傷	0	0
Injured in workplace violence	於工作場所暴力事件中受傷	1	5
Others	其他類別	19 (4)	32 (3)
TOTAL	總數	162 (4)	228 (3)

Notes:

- Occupational injuries refer to injury cases in workplaces reported under the Employees' Compensation Ordinance, resulting in death or incapacity for work of over three days.
- Figures in brackets denote the number of fatalities which has also been included in the number of injuries.
- The above injury figures of 2022 are recorded as at 30 March 2023.
- The above injury figures of 2023 are recorded as at 27 March 2024.

註釋:

- 職業傷亡個案是指根據《僱員補償條例》呈報在工作地點發生的致命個案或導致失去工作能力三天以上的受傷個案。
- 括號內的數字顯示死亡人數，數字已包括在傷亡數字內。
- 上列二零二二年的傷亡數字為截至2023年3月30日所記錄的數字。
- 上列二零二三年的傷亡數字為截至2024年3月27日所記錄的數字。



Occupational Injuries in Real Estate in 2023

- analysed by Type of Accident

二零二三年地產業之職業傷亡個案 - 按意外類別分析

Type of Accident 意外類別		2022 二零二二年	2023 二零二三年
Trapped in or between objects	受困於物件之內或物件之間	80	83
Injured whilst lifting or carrying	提舉或搬運物件時受傷	233	256
Slip, trip or fall on same level	滑倒、絆倒或在同一高度跌倒	1 314	1 292
Fall of person from height	人體從高處墮下	41	45
Striking against fixed or stationary object	與固定或不動的物件碰撞	126	96
Striking against or struck by moving object	被移動物件或與移動物件碰撞	113	139
Stepping on object	踏在物件上	10	24
Exposure to or contact with harmful substance	暴露於有害物質中或接觸有害物質	13	19
Contact with electricity or electric discharge	觸電或接觸放出的電流	0	1
Trapped by collapsing or overturning object	受困於倒塌或翻側的物件	1	2
Struck by falling object	遭墮下的物件撞擊	53	35
Struck by moving vehicle	遭移動中的車輛撞倒	51	53
Contact with moving machinery or object being machined	觸及開動中的機器或觸及以機器製造中的物件	9	4
Drowning	遇溺	0	1
Exposure to fire	火警燒傷	3	3
Exposure to explosion	爆炸受傷	0	0
Injured by hand tool	被手工具所傷	24	37
Injured by fall of ground	泥土傾瀉受傷	0	0
Asphyxiation	窒息	0	0
Contact with hot surface or substance	觸及灼熱表面或物質	14	13
Injured by animal	被動物所傷	48	51
Injured in workplace violence	於工作場所暴力事件中受傷	78	69
Others	其他類別	189	151
TOTAL	總數	2 400	2 374

Notes:

- Occupational injuries refer to injury cases in workplaces reported under the Employees' Compensation Ordinance, resulting in death or incapacity for work of over three days.
- Figures in brackets denote the number of fatalities which has also been included in the number of injuries.
- The above injury figures of 2022 are recorded as at 30 March 2023.
- The above injury figures of 2023 are recorded as at 27 March 2024.

註釋:

- 職業傷亡個案是指根據《僱員補償條例》呈報在工作地點發生的致命個案或導致失去工作能力三天以上的受傷個案。
- 括號內的數字顯示死亡人數，數字已包括在傷亡數字內。
- 上列二零二二年的傷亡數字為截至2023年3月30日所記錄的數字。
- 上列二零二三年的傷亡數字為截至2024年3月27日所記錄的數字。

Occupational Injuries in Education
in 2023

- analysed by Type of Accident

二零二三年教育之職業傷亡個案 - 按意外類別分析

Type of Accident 意外類別		2022 二零二二年	2023 二零二三年
Trapped in or between objects	受困於物件之內或物件之間	34	29
Injured whilst lifting or carrying	提舉或搬運物件時受傷	218	267
Slip, trip or fall on same level	滑倒、絆倒或在同一高度跌倒	548	647
Fall of person from height	人體從高處墮下	36	44
Striking against fixed or stationary object	與固定或不動的物件碰撞	58	50
Striking against or struck by moving object	被移動物件或與移動物件碰撞	76	112
Stepping on object	踏在物件上	5	20
Exposure to or contact with harmful substance	暴露於有害物質中或接觸有害物質	8	7
Contact with electricity or electric discharge	觸電或接觸放出的電流	1	0
Trapped by collapsing or overturning object	受困於倒塌或翻側的物件	2	0
Struck by falling object	遭墮下的物件撞擊	34	13
Struck by moving vehicle	遭移動中的車輛撞倒	11	14
Contact with moving machinery or object being machined	觸及開動中的機器或觸及以機器製造中的物件	2	5
Drowning	遇溺	0	0
Exposure to fire	火警燒傷	0	1
Exposure to explosion	爆炸受傷	0	0
Injured by hand tool	被手工具所傷	25	28
Injured by fall of ground	泥土傾瀉受傷	0	0
Asphyxiation	窒息	0	0
Contact with hot surface or substance	觸及灼熱表面或物質	11	26
Injured by animal	被動物所傷	9	9
Injured in workplace violence	於工作場所暴力事件中受傷	92	151
Others	其他類別	254 (4)	125 (5)
TOTAL	總數	1 424 (4)	1 548 (5)

Notes:

- Occupational injuries refer to injury cases in workplaces reported under the Employees' Compensation Ordinance, resulting in death or incapacity for work of over three days.
- Figures in brackets denote the number of fatalities which has also been included in the number of injuries.
- The above injury figures of 2022 are recorded as at 30 March 2023.
- The above injury figures of 2023 are recorded as at 27 March 2024.

註釋:

- 職業傷亡個案是指根據《僱員補償條例》呈報在工作地點發生的致命個案或導致失去工作能力三天以上的受傷個案。
- 括號內的數字顯示死亡人數，數字已包括在傷亡數字內。
- 上列二零二二年的傷亡數字為截至2023年3月30日所記錄的數字。
- 上列二零二三年的傷亡數字為截至2024年3月27日所記錄的數字。



**Occupational Injuries in Human Health Services
in 2023
- analysed by Type of Accident**

二零二三年人類保健服務業之職業傷亡個案 - 按意外類別分析

Type of Accident 意外類別		2022 二零二二年	2023 二零二三年
Trapped in or between objects	受困於物件之內或物件之間	53	66
Injured whilst lifting or carrying	提舉或搬運物件時受傷	418	416
Slip, trip or fall on same level	滑倒、絆倒或在同一高度跌倒	502	461
Fall of person from height	人體從高處墮下	13	9
Striking against fixed or stationary object	與固定或不動的物件碰撞	89	89
Striking against or struck by moving object	被移動物件或與移動物件碰撞	98	136
Stepping on object	踏在物件上	5	16
Exposure to or contact with harmful substance	暴露於有害物質中或接觸有害物質	3	10
Contact with electricity or electric discharge	觸電或接觸放出的電流	1	1
Trapped by collapsing or overturning object	受困於倒塌或翻側的物件	0	0
Struck by falling object	遭墮下的物件撞擊	45	20
Struck by moving vehicle	遭移動中的車輛撞倒	31	51 (1)
Contact with moving machinery or object being machined	觸及開動中的機器或觸及以機器製造中的物件	3	9
Drowning	遇溺	0	0
Exposure to fire	火警燒傷	0	0
Exposure to explosion	爆炸受傷	0	0
Injured by hand tool	被手工具所傷	21	19
Injured by fall of ground	泥土傾瀉受傷	0	0
Asphyxiation	窒息	0	0
Contact with hot surface or substance	觸及灼熱表面或物質	28	38
Injured by animal	被動物所傷	3	5
Injured in workplace violence	於工作場所暴力事件中受傷	99	135
Others	其他類別	472 (3)	48
TOTAL	總數	1 884 (3)	1 529 (1)

Notes:

- Occupational injuries refer to injury cases in workplaces reported under the Employees' Compensation Ordinance, resulting in death or incapacity for work of over three days.
- Figures in brackets denote the number of fatalities which has also been included in the number of injuries.
- The above injury figures of 2022 are recorded as at 30 March 2023.
- The above injury figures of 2023 are recorded as at 27 March 2024.

註釋:

- 職業傷亡個案是指根據《僱員補償條例》呈報在工作地點發生的致命個案或導致失去工作能力三天以上的受傷個案。
- 括號內的數字顯示死亡人數，數字已包括在傷亡數字內。
- 上列二零二二年的傷亡數字為截至2023年3月30日所記錄的數字。
- 上列二零二三年的傷亡數字為截至2024年3月27日所記錄的數字。



Occupational Injuries in Social Work Services in 2023

- analysed by Type of Accident

二零二三年社會工作服務業之職業傷亡個案 - 按意外類別分析

Type of Accident 意外類別		2022 二零二二年	2023 二零二三年
Trapped in or between objects	受困於物件之內或物件之間	50	50
Injured whilst lifting or carrying	提舉或搬運物件時受傷	360	381
Slip, trip or fall on same level	滑倒、絆倒或在同一高度跌倒	429	465 (1)
Fall of person from height	人體從高處墮下	18	13
Striking against fixed or stationary object	與固定或不動的物件碰撞	53	58
Striking against or struck by moving object	被移動物件或與移動物件碰撞	79	97
Stepping on object	踏在物件上	3	11
Exposure to or contact with harmful substance	暴露於有害物質中或接觸有害物質	14	8
Contact with electricity or electric discharge	觸電或接觸放出的電流	1	0
Trapped by collapsing or overturning object	受困於倒塌或翻側的物件	1	0
Struck by falling object	遭墮下的物件撞擊	29	9
Struck by moving vehicle	遭移動中的車輛撞倒	10	27 (1)
Contact with moving machinery or object being machined	觸及開動中的機器或觸及以機器製造中的物件	2	4
Drowning	遇溺	0	0
Exposure to fire	火警燒傷	1	1
Exposure to explosion	爆炸受傷	0	0
Injured by hand tool	被手工具所傷	30	44
Injured by fall of ground	泥土傾瀉受傷	0	0
Asphyxiation	窒息	0	0
Contact with hot surface or substance	觸及灼熱表面或物質	57	46
Injured by animal	被動物所傷	8	20
Injured in workplace violence	於工作場所暴力事件中受傷	183	231
Others	其他類別	2 337 (2)	74 (2)
TOTAL	總數	3 665 (2)	1 539 (4)

Notes:

- Occupational injuries refer to injury cases in workplaces reported under the Employees' Compensation Ordinance, resulting in death or incapacity for work of over three days.
- Figures in brackets denote the number of fatalities which has also been included in the number of injuries.
- The above injury figures of 2022 are recorded as at 30 March 2023.
- The above injury figures of 2023 are recorded as at 27 March 2024.

註釋:

- 職業傷亡個案是指根據《僱員補償條例》呈報在工作地點發生的致命個案或導致失去工作能力三天以上的受傷個案。
- 括號內的數字顯示死亡人數，數字已包括在傷亡數字內。
- 上列二零二二年的傷亡數字為截至2023年3月30日所記錄的數字。
- 上列二零二三年的傷亡數字為截至2024年3月27日所記錄的數字。



**Occupational Injuries in Professional and Business Services
(excluding Pest Control and Cleaning Services)
in 2023**

- analysed by Type of Accident

二零二三年專業及商用服務業(病媒防治及清潔服務除外)之職業傷亡個案 - 按意外類別分析

Type of Accident 意外類別		2022 二零二二年	2023 二零二三年
Trapped in or between objects	受困於物件之內或物件之間	68	54
Injured whilst lifting or carrying	提舉或搬運物件時受傷	181	196
Slip, trip or fall on same level	滑倒、絆倒或在同一高度跌倒	775	844
Fall of person from height	人體從高處墮下	39 (1)	47
Striking against fixed or stationary object	與固定或不動的物件碰撞	101	93
Striking against or struck by moving object	被移動物件或與移動物件碰撞	100	128
Stepping on object	踏在物件上	6	14
Exposure to or contact with harmful substance	暴露於有害物質中或接觸有害物質	6	7
Contact with electricity or electric discharge	觸電或接觸放出的電流	0	0
Trapped by collapsing or overturning object	受困於倒塌或翻側的物件	2 (1)	2
Struck by falling object	遭墮下的物件撞擊	47	31
Struck by moving vehicle	遭移動中的車輛撞倒	84 (2)	125 (1)
Contact with moving machinery or object being machined	觸及開動中的機器或觸及以機器製造中的物件	18	17
Drowning	遇溺	0	0
Exposure to fire	火警燒傷	1	0
Exposure to explosion	爆炸受傷	2	0
Injured by hand tool	被手工具所傷	37	27
Injured by fall of ground	泥土傾瀉受傷	0	0
Asphyxiation	窒息	0	0
Contact with hot surface or substance	觸及灼熱表面或物質	15	12
Injured by animal	被動物所傷	59	66
Injured in workplace violence	於工作場所暴力事件中受傷	31	52
Others	其他類別	147 (33)	148 (35)
TOTAL	總數	1 719 (37)	1 863 (36)

Notes:

- Occupational injuries refer to injury cases in workplaces reported under the Employees' Compensation Ordinance, resulting in death or incapacity for work of over three days.
- Figures in brackets denote the number of fatalities which has also been included in the number of injuries.
- The above injury figures of 2022 are recorded as at 30 March 2023.
- The above injury figures of 2023 are recorded as at 27 March 2024.

註釋:

- 職業傷亡個案是指根據《僱員補償條例》呈報在工作地點發生的致命個案或導致失去工作能力三天以上的受傷個案。
- 括號內的數字顯示死亡人數，數字已包括在傷亡數字內。
- 上列二零二二年的傷亡數字為截至2023年3月30日所記錄的數字。
- 上列二零二三年的傷亡數字為截至2024年3月27日所記錄的數字。



Occupational Injuries in Pest Control and Cleaning Services in 2023

- analysed by Type of Accident

二零二三年病媒防治及清潔服務業之職業傷亡個案 - 按意外類別分析

Type of Accident 意外類別		2022 二零二二年	2023 二零二三年
Trapped in or between objects	受困於物件之內或物件之間	101	104
Injured whilst lifting or carrying	提舉或搬運物件時受傷	342	312
Slip, trip or fall on same level	滑倒、絆倒或在同一高度跌倒	971	932
Fall of person from height	人體從高處墮下	22	27 (1)
Striking against fixed or stationary object	與固定或不動的物件碰撞	133	128
Striking against or struck by moving object	被移動物件或與移動物件碰撞	177	175
Stepping on object	踏在物件上	7	18
Exposure to or contact with harmful substance	暴露於有害物質中或接觸有害物質	42	33
Contact with electricity or electric discharge	觸電或接觸放出的電流	0	1
Trapped by collapsing or overturning object	受困於倒塌或翻側的物件	0	1
Struck by falling object	遭墮下的物件撞擊	59	36
Struck by moving vehicle	遭移動中的車輛撞倒	84 (7)	69
Contact with moving machinery or object being machined	觸及開動中的機器或觸及以機器製造中的物件	5	2
Drowning	遇溺	0	0
Exposure to fire	火警燒傷	0	0
Exposure to explosion	爆炸受傷	0	0
Injured by hand tool	被手工具所傷	7	16
Injured by fall of ground	泥土傾瀉受傷	0	0
Asphyxiation	窒息	0	0
Contact with hot surface or substance	觸及灼熱表面或物質	11	8
Injured by animal	被動物所傷	36	35
Injured in workplace violence	於工作場所暴力事件中受傷	40	37
Others	其他類別	1 011 (19)	141 (20)
TOTAL	總數	3 048 (26)	2 075 (21)

Notes:

- Occupational injuries refer to injury cases in workplaces reported under the Employees' Compensation Ordinance, resulting in death or incapacity for work of over three days.
- Figures in brackets denote the number of fatalities which has also been included in the number of injuries.
- The above injury figures of 2022 are recorded as at 30 March 2023.
- The above injury figures of 2023 are recorded as at 27 March 2024.

註釋:

- 職業傷亡個案是指根據《僱員補償條例》呈報在工作地點發生的致命個案或導致失去工作能力三天以上的受傷個案。
- 括號內的數字顯示死亡人數，數字已包括在傷亡數字內。
- 上列二零二二年的傷亡數字為截至2023年3月30日所記錄的數字。
- 上列二零二三年的傷亡數字為截至2024年3月27日所記錄的數字。



**Industrial Accidents in All Industrial Undertakings
in 2023
- analysed by Industry**

二零二三年所有工業經營之工業意外個案 - 按行業分析

Industry 行業	2022 二零二二年	2023 二零二三年
I. Manufacturing 製造業	<u>955</u> (4)	<u>998</u> (4)
7 Selected Industries 七個選定行業		
↑ Textiles 紡織品	12	3
Wearing apparel 成衣	5	5
Electronics 電子	12	5
Fabricated metal products 金屬製品	27	21 (1)
Rubber and plastics products 橡膠及塑膠產品	17	14
Shipbuilding and shiprepairing 造船及修船	18	18 (1)
↓ Printing and reproduction of recorded media 印刷及已儲錄資料媒體的複製	30	22
Other Manufacturing Industries 其他製造業	834 (4)	910 (2)
II. Construction 建造業	<u>3 046</u> (17)	<u>3 097</u> (20)
III. Food and beverage services 餐飲服務	<u>3 243</u>	<u>3 524</u>
IV. Other industries 其他行業	<u>518</u> (4)	<u>515</u>
TOTAL 總數	<u>7 762</u> (25)	<u>8 134</u> (24)

Notes:

- Industrial accidents refer to injuries and deaths arising from industrial activities in industrial undertakings as defined under the Factories and Industrial Undertakings Ordinance.
- Figures in brackets denote the number of fatalities which has also been included in the number of accidents.
- The above accident figures of 2022 are recorded as at 30 March 2023.
- The above accident figures of 2023 are recorded as at 27 March 2024.
- The above statistics are compiled based on the Hong Kong Standard Industrial Classification Version 2.0.

註釋:

- 工業意外是指在《工廠及工業經營條例》所界定的工業經營內發生的受傷或死亡意外，而這些意外是因工業活動而引致的。
- 括號內的數字顯示死亡人數，數字已包括在意外數目內。
- 上列二零二二年的意外數字為截至2023年3月30日所記錄的數字。
- 上列二零二三年的意外數字為截至2024年3月27日所記錄的數字。
- 以上的統計數字是按《香港標準行業分類2.0版》編製。



Industrial Accidents in All Industrial Undertakings in 2023

- analysed by Type of Accident

二零二三年所有工業經營之工業意外個案 - 按意外類別分析

Type of Accident 意外類別		2022 二零二二年		2023 二零二三年	
Trapped in or between objects	受困於物件之內或物件之間	288	(1)	214	(2)
Injured whilst lifting or carrying	提舉或搬運物件時受傷	1 280		1 404	
Slip, trip or fall on same level	滑倒、絆倒或在同一高度跌倒	2 050		2 150	(1)
Fall of person from height	人體從高處墮下	301	(11)	338	(11)
Striking against fixed or stationary object	與固定或不動的物件碰撞	662		711	
Striking against or struck by moving object	被移動物件或與移動物件碰撞	626	(2)	733	(2)
Stepping on object	踏在物件上	37		62	
Exposure to or contact with harmful substance	暴露於有害物質中或接觸有害物質	54		55	(2)
Contact with electricity or electric discharge	觸電或接觸放出的電流	12		15	(3)
Trapped by collapsing or overturning object	受困於倒塌或翻側的物件	26	(8)	10	(1)
Struck by falling object	遭墮下的物件撞擊	333		243	(1)
Struck by moving vehicle	遭移動中的車輛撞倒	35		42	
Contact with moving machinery or object being machined	觸及開動中的機器或觸及以機器製造中的物件	340	(2)	393	
Drowning	遇溺	0		0	
Exposure to fire	火警燒傷	17		12	
Exposure to explosion	爆炸受傷	4	(1)	10	
Injured by hand tool	被手工具所傷	790		782	(1)
Injured by fall of ground	泥土傾瀉受傷	0		0	
Asphyxiation	窒息	0		0	
Contact with hot surface or substance	觸及灼熱表面或物質	806		866	
Injured by animal	被動物所傷	27		24	
Injured in workplace violence	於工作場所暴力事件中受傷	0		0	
Others	其他類別	74		70	
TOTAL	總數	7 762	(25)	8 134	(24)

Notes:

- Industrial accidents refer to injuries and deaths arising from industrial activities in industrial undertakings as defined under the Factories and Industrial Undertakings Ordinance.
- Figures in brackets denote the number of fatalities which has also been included in the number of accidents.
- The above accident figures of 2022 are recorded as at 30 March 2023.
- The above accident figures of 2023 are recorded as at 27 March 2024.

註釋:

- 工業意外是指在《工廠及工業經營條例》所界定的工業經營內發生的受傷或死亡意外，而這些意外是因工業活動而引致的。
- 括號內的數字顯示死亡人數，數字已包括在意外數目內。
- 上列二零二二年的意外數字為截至2023年3月30日所記錄的數字。
- 上列二零二三年的意外數字為截至2024年3月27日所記錄的數字。



Industrial Accidents in Manufacturing Industry in 2023

- analysed by Type of Accident

二零二三年製造業之工業意外個案 - 按意外類別分析

Type of Accident 意外類別		2022 二零二二年	2023 二零二三年
Trapped in or between objects	受困於物件之內或物件之間	47	45
Injured whilst lifting or carrying	提舉或搬運物件時受傷	173	183
Slip, trip or fall on same level	滑倒、絆倒或在同一高度跌倒	230	215
Fall of person from height	人體從高處墮下	25	30 (2)
Striking against fixed or stationary object	與固定或不動的物件碰撞	68	79
Striking against or struck by moving object	被移動物件或與移動物件碰撞	99 (2)	123 (1)
Stepping on object	踏在物件上	3	4
Exposure to or contact with harmful substance	暴露於有害物質中或接觸有害物質	9	16
Contact with electricity or electric discharge	觸電或接觸放出的電流	1	1
Trapped by collapsing or overturning object	受困於倒塌或翻側的物件	2	1
Struck by falling object	遭墮下的物件撞擊	38	26
Struck by moving vehicle	遭移動中的車輛撞倒	4	13
Contact with moving machinery or object being machined	觸及開動中的機器或觸及以機器製造中的物件	114 (1)	119
Drowning	遇溺	0	0
Exposure to fire	火警燒傷	1	1
Exposure to explosion	爆炸受傷	1 (1)	1
Injured by hand tool	被手工具所傷	57	62 (1)
Injured by fall of ground	泥土傾瀉受傷	0	0
Asphyxiation	窒息	0	0
Contact with hot surface or substance	觸及灼熱表面或物質	70	68
Injured by animal	被動物所傷	1	1
Injured in workplace violence	於工作場所暴力事件中受傷	0	0
Others	其他類別	12	10
TOTAL	總數	955 (4)	998 (4)

Notes:

- Industrial accidents refer to injuries and deaths arising from industrial activities in industrial undertakings as defined under the Factories and Industrial Undertakings Ordinance.
- Figures in brackets denote the number of fatalities which has also been included in the number of accidents.
- The above accident figures of 2022 are recorded as at 30 March 2023.
- The above accident figures of 2023 are recorded as at 27 March 2024.

註釋:

- 工業意外是指在《工廠及工業經營條例》所界定的工業經營內發生的受傷或死亡意外，而這些意外是因工業活動而引致的。
- 括號內的數字顯示死亡人數，數字已包括在意外數目內。
- 上列二零二二年的意外數字為截至2023年3月30日所記錄的數字。
- 上列二零二三年的意外數字為截至2024年3月27日所記錄的數字。



**Industrial Accidents in Textiles Industry
in 2023
- analysed by Type of Accident**

二零二三年紡織品製造業之工業意外個案 - 按意外類別分析

Type of Accident 意外類別		2022 二零二二年	2023 二零二三年
Trapped in or between objects	受困於物件之內或物件之間	0	0
Injured whilst lifting or carrying	提舉或搬運物件時受傷	2	1
Slip, trip or fall on same level	滑倒、絆倒或在同一高度跌倒	1	0
Fall of person from height	人體從高處墮下	0	0
Striking against fixed or stationary object	與固定或不動的物件碰撞	0	1
Striking against or struck by moving object	被移動物件或與移動物件碰撞	1	0
Stepping on object	踏在物件上	0	0
Exposure to or contact with harmful substance	暴露於有害物質中或接觸有害物質	0	0
Contact with electricity or electric discharge	觸電或接觸放出的電流	1	0
Trapped by collapsing or overturning object	受困於倒塌或翻側的物件	0	0
Struck by falling object	遭墮下的物件撞擊	0	1
Struck by moving vehicle	遭移動中的車輛撞倒	0	0
Contact with moving machinery or object being machined	觸及開動中的機器或觸及以機器製造中的物件	7	0
Drowning	遇溺	0	0
Exposure to fire	火警燒傷	0	0
Exposure to explosion	爆炸受傷	0	0
Injured by hand tool	被手工具所傷	0	0
Injured by fall of ground	泥土傾瀉受傷	0	0
Asphyxiation	窒息	0	0
Contact with hot surface or substance	觸及灼熱表面或物質	0	0
Injured by animal	被動物所傷	0	0
Injured in workplace violence	於工作場所暴力事件中受傷	0	0
Others	其他類別	0	0
TOTAL	總數	12	3

Notes:

- Industrial accidents refer to injuries and deaths arising from industrial activities in industrial undertakings as defined under the Factories and Industrial Undertakings Ordinance.
- Figures in brackets denote the number of fatalities which has also been included in the number of accidents.
- The above accident figures of 2022 are recorded as at 30 March 2023.
- The above accident figures of 2023 are recorded as at 27 March 2024.

註釋:

- 工業意外是指在《工廠及工業經營條例》所界定的工業經營內發生的受傷或死亡意外，而這些意外是因工業活動而引致的。
- 括號內的數字顯示死亡人數，數字已包括在意外數目內。
- 上列二零二二年的意外數字為截至2023年3月30日所記錄的數字。
- 上列二零二三年的意外數字為截至2024年3月27日所記錄的數字。



Industrial Accidents in Wearing Apparel Industry in 2023

- analysed by Type of Accident

二零二三年成衣製造業之工業意外個案 - 按意外類別分析

Type of Accident 意外類別		2022 二零二二年	2023 二零二三年
Trapped in or between objects	受困於物件之內或物件之間	0	0
Injured whilst lifting or carrying	提舉或搬運物件時受傷	0	1
Slip, trip or fall on same level	滑倒、絆倒或在同一高度跌倒	4	1
Fall of person from height	人體從高處墮下	0	0
Striking against fixed or stationary object	與固定或不動的物件碰撞	0	1
Striking against or struck by moving object	被移動物件或與移動物件碰撞	0	2
Stepping on object	踏在物件上	0	0
Exposure to or contact with harmful substance	暴露於有害物質中或接觸有害物質	0	0
Contact with electricity or electric discharge	觸電或接觸放出的電流	0	0
Trapped by collapsing or overturning object	受困於倒塌或翻側的物件	0	0
Struck by falling object	遭墮下的物件撞擊	0	0
Struck by moving vehicle	遭移動中的車輛撞倒	0	0
Contact with moving machinery or object being machined	觸及開動中的機器或觸及以機器製造中的物件	1	0
Drowning	遇溺	0	0
Exposure to fire	火警燒傷	0	0
Exposure to explosion	爆炸受傷	0	0
Injured by hand tool	被手工具所傷	0	0
Injured by fall of ground	泥土傾瀉受傷	0	0
Asphyxiation	窒息	0	0
Contact with hot surface or substance	觸及灼熱表面或物質	0	0
Injured by animal	被動物所傷	0	0
Injured in workplace violence	於工作場所暴力事件中受傷	0	0
Others	其他類別	0	0
TOTAL	總數	5	5

Notes:

- Industrial accidents refer to injuries and deaths arising from industrial activities in industrial undertakings as defined under the Factories and Industrial Undertakings Ordinance.
- Figures in brackets denote the number of fatalities which has also been included in the number of accidents.
- The above accident figures of 2022 are recorded as at 30 March 2023.
- The above accident figures of 2023 are recorded as at 27 March 2024.

註釋:

- 工業意外是指在《工廠及工業經營條例》所界定的工業經營內發生的受傷或死亡意外，而這些意外是因工業活動而引致的。
- 括號內的數字顯示死亡人數，數字已包括在意外數目內。
- 上列二零二二年的意外數字為截至2023年3月30日所記錄的數字。
- 上列二零二三年的意外數字為截至2024年3月27日所記錄的數字。



**Industrial Accidents in Electronics Industry
in 2023
- analysed by Type of Accident**

二零二三年電子業之工業意外個案 - 按意外類別分析

Type of Accident 意外類別		2022 二零二二年	2023 二零二三年
Trapped in or between objects	受困於物件之內或物件之間	0	1
Injured whilst lifting or carrying	提舉或搬運物件時受傷	5	0
Slip, trip or fall on same level	滑倒、絆倒或在同一高度跌倒	2	1
Fall of person from height	人體從高處墮下	0	0
Striking against fixed or stationary object	與固定或不動的物件碰撞	1	0
Striking against or struck by moving object	被移動物件或與移動物件碰撞	1	2
Stepping on object	踏在物件上	0	0
Exposure to or contact with harmful substance	暴露於有害物質中或接觸有害物質	0	0
Contact with electricity or electric discharge	觸電或接觸放出的電流	0	0
Trapped by collapsing or overturning object	受困於倒塌或翻側的物件	0	0
Struck by falling object	遭墮下的物件撞擊	0	0
Struck by moving vehicle	遭移動中的車輛撞倒	0	1
Contact with moving machinery or object being machined	觸及開動中的機器或觸及以機器製造中的物件	2	0
Drowning	遇溺	0	0
Exposure to fire	火警燒傷	0	0
Exposure to explosion	爆炸受傷	0	0
Injured by hand tool	被手工具所傷	0	0
Injured by fall of ground	泥土傾瀉受傷	0	0
Asphyxiation	窒息	0	0
Contact with hot surface or substance	觸及灼熱表面或物質	0	0
Injured by animal	被動物所傷	0	0
Injured in workplace violence	於工作場所暴力事件中受傷	0	0
Others	其他類別	1	0
TOTAL	總數	12	5

Notes:

- Industrial accidents refer to injuries and deaths arising from industrial activities in industrial undertakings as defined under the Factories and Industrial Undertakings Ordinance.
- Figures in brackets denote the number of fatalities which has also been included in the number of accidents.
- The above accident figures of 2022 are recorded as at 30 March 2023.
- The above accident figures of 2023 are recorded as at 27 March 2024.

註釋:

- 工業意外是指在《工廠及工業經營條例》所界定的工業經營內發生的受傷或死亡意外，而這些意外是因工業活動而引致的。
- 括號內的數字顯示死亡人數，數字已包括在意外數目內。
- 上列二零二二年的意外數字為截至2023年3月30日所記錄的數字。
- 上列二零二三年的意外數字為截至2024年3月27日所記錄的數字。



**Industrial Accidents in Fabricated Metal Products Industry
in 2023
- analysed by Type of Accident**

二零二三年金屬製品製造業之工業意外個案 - 按意外類別分析

Type of Accident 意外類別		2022 二零二二年	2023 二零二三年
Trapped in or between objects	受困於物件之內或物件之間	1	2
Injured whilst lifting or carrying	提舉或搬運物件時受傷	10	4
Slip, trip or fall on same level	滑倒、絆倒或在同一高度跌倒	4	2
Fall of person from height	人體從高處墮下	1	2
Striking against fixed or stationary object	與固定或不動的物件碰撞	0	2
Striking against or struck by moving object	被移動物件或與移動物件碰撞	3	1 (1)
Stepping on object	踏在物件上	0	1
Exposure to or contact with harmful substance	暴露於有害物質中或接觸有害物質	0	0
Contact with electricity or electric discharge	觸電或接觸放出的電流	0	0
Trapped by collapsing or overturning object	受困於倒塌或翻側的物件	1	0
Struck by falling object	遭墮下的物件撞擊	2	0
Struck by moving vehicle	遭移動中的車輛撞倒	0	0
Contact with moving machinery or object being machined	觸及開動中的機器或觸及以機器製造中的物件	3	4
Drowning	遇溺	0	0
Exposure to fire	火警燒傷	0	0
Exposure to explosion	爆炸受傷	0	0
Injured by hand tool	被手工具所傷	0	0
Injured by fall of ground	泥土傾瀉受傷	0	0
Asphyxiation	窒息	0	0
Contact with hot surface or substance	觸及灼熱表面或物質	2	1
Injured by animal	被動物所傷	0	0
Injured in workplace violence	於工作場所暴力事件中受傷	0	0
Others	其他類別	0	2
TOTAL	總數	27	21 (1)

Notes:

- Industrial accidents refer to injuries and deaths arising from industrial activities in industrial undertakings as defined under the Factories and Industrial Undertakings Ordinance.
- Figures in brackets denote the number of fatalities which has also been included in the number of accidents.
- The above accident figures of 2022 are recorded as at 30 March 2023.
- The above accident figures of 2023 are recorded as at 27 March 2024.

註釋:

- 工業意外是指在《工廠及工業經營條例》所界定的工業經營內發生的受傷或死亡意外，而這些意外是因工業活動而引致的。
- 括號內的數字顯示死亡人數，數字已包括在意外數目內。
- 上列二零二二年的意外數字為截至2023年3月30日所記錄的數字。
- 上列二零二三年的意外數字為截至2024年3月27日所記錄的數字。



**Industrial Accidents in Rubber and Plastics Products Industry
in 2023
- analysed by Type of Accident**

二零二三年橡膠及塑膠產品製造業之工業意外個案 - 按意外類別分析


Type of Accident 意外類別		2022 二零二二年	2023 二零二三年
Trapped in or between objects	受困於物件之內或物件之間	0	1
Injured whilst lifting or carrying	提舉或搬運物件時受傷	3	1
Slip, trip or fall on same level	滑倒、絆倒或在同一高度跌倒	4	1
Fall of person from height	人體從高處墮下	1	1
Striking against fixed or stationary object	與固定或不動的物件碰撞	3	1
Striking against or struck by moving object	被移動物件或與移動物件碰撞	4	1
Stepping on object	踏在物件上	0	0
Exposure to or contact with harmful substance	暴露於有害物質中或接觸有害物質	0	0
Contact with electricity or electric discharge	觸電或接觸放出的電流	0	0
Trapped by collapsing or overturning object	受困於倒塌或翻側的物件	0	0
Struck by falling object	遭墮下的物件撞擊	0	0
Struck by moving vehicle	遭移動中的車輛撞倒	1	0
Contact with moving machinery or object being machined	觸及開動中的機器或觸及以機器製造中的物件	1	4
Drowning	遇溺	0	0
Exposure to fire	火警燒傷	0	0
Exposure to explosion	爆炸受傷	0	0
Injured by hand tool	被手工具所傷	0	0
Injured by fall of ground	泥土傾瀉受傷	0	0
Asphyxiation	窒息	0	0
Contact with hot surface or substance	觸及灼熱表面或物質	0	3
Injured by animal	被動物所傷	0	0
Injured in workplace violence	於工作場所暴力事件中受傷	0	0
Others	其他類別	0	1
TOTAL	總數	17	14

Notes:

- Industrial accidents refer to injuries and deaths arising from industrial activities in industrial undertakings as defined under the Factories and Industrial Undertakings Ordinance.
- Figures in brackets denote the number of fatalities which has also been included in the number of accidents.
- The above accident figures of 2022 are recorded as at 30 March 2023.
- The above accident figures of 2023 are recorded as at 27 March 2024.

註釋:

- 工業意外是指在《工廠及工業經營條例》所界定的工業經營內發生的受傷或死亡意外，而這些意外是因工業活動而引致的。
- 括號內的數字顯示死亡人數，數字已包括在意外數目內。
- 上列二零二二年的意外數字為截至2023年3月30日所記錄的數字。
- 上列二零二三年的意外數字為截至2024年3月27日所記錄的數字。



**Industrial Accidents in Shipbuilding and Shiprepairing Industry
in 2023
- analysed by Type of Accident**

二零二三年造船及修船業之工業意外個案 - 按意外類別分析

Type of Accident 意外類別		2022 二零二二年	2023 二零二三年
Trapped in or between objects	受困於物件之內或物件之間	3	2
Injured whilst lifting or carrying	提舉或搬運物件時受傷	1	3
Slip, trip or fall on same level	滑倒、絆倒或在同一高度跌倒	4	3
Fall of person from height	人體從高處墮下	2	3 (1)
Striking against fixed or stationary object	與固定或不動的物件碰撞	0	3
Striking against or struck by moving object	被移動物件或與移動物件碰撞	5	1
Stepping on object	踏在物件上	0	0
Exposure to or contact with harmful substance	暴露於有害物質中或接觸有害物質	0	0
Contact with electricity or electric discharge	觸電或接觸放出的電流	0	0
Trapped by collapsing or overturning object	受困於倒塌或翻側的物件	0	0
Struck by falling object	遭墮下的物件撞擊	0	0
Struck by moving vehicle	遭移動中的車輛撞倒	0	0
Contact with moving machinery or object being machined	觸及開動中的機器或觸及以機器製造中的物件	1	1
Drowning	遇溺	0	0
Exposure to fire	火警燒傷	0	0
Exposure to explosion	爆炸受傷	0	0
Injured by hand tool	被手工具所傷	1	1
Injured by fall of ground	泥土傾瀉受傷	0	0
Asphyxiation	窒息	0	0
Contact with hot surface or substance	觸及灼熱表面或物質	0	1
Injured by animal	被動物所傷	0	0
Injured in workplace violence	於工作場所暴力事件中受傷	0	0
Others	其他類別	1	0
TOTAL	總數	18	18 (1)

Notes:

- Industrial accidents refer to injuries and deaths arising from industrial activities in industrial undertakings as defined under the Factories and Industrial Undertakings Ordinance.
- Figures in brackets denote the number of fatalities which has also been included in the number of accidents.
- The above accident figures of 2022 are recorded as at 30 March 2023.
- The above accident figures of 2023 are recorded as at 27 March 2024.

註釋:

- 工業意外是指在《工廠及工業經營條例》所界定的工業經營內發生的受傷或死亡意外，而這些意外是因工業活動而引致的。
- 括號內的數字顯示死亡人數，數字已包括在意外數目內。
- 上列二零二二年的意外數字為截至2023年3月30日所記錄的數字。
- 上列二零二三年的意外數字為截至2024年3月27日所記錄的數字。



Industrial Accidents in Printing and Reproduction of Recorded Media Industry in 2023

- analysed by Type of Accident

二零二三年印刷及已儲錄資料媒體的複製業之工業意外個案 - 按意外類別分析

Type of Accident 意外類別	2022 二零二二年	2023 二零二三年
Trapped in or between objects 受困於物件之內或物件之間	0	2
Injured whilst lifting or carrying 提舉或搬運物件時受傷	9	1
Slip, trip or fall on same level 滑倒、絆倒或在同一高度跌倒	6	6
Fall of person from height 人體從高處墮下	0	2
Striking against fixed or stationary object 與固定或不動的物件碰撞	2	2
Striking against or struck by moving object 被移動物件或與移動物件碰撞	1	2
Stepping on object 踏在物件上	0	0
Exposure to or contact with harmful substance 暴露於有害物質中或接觸有害物質	1	0
Contact with electricity or electric discharge 觸電或接觸放出的電流	0	0
Trapped by collapsing or overturning object 受困於倒塌或翻側的物件	0	0
Struck by falling object 遭墮下的物件撞擊	2	1
Struck by moving vehicle 遭移動中的車輛撞倒	0	1
Contact with moving machinery or object being machined 觸及開動中的機器或觸及以機器製 造中的物件	8	2
Drowning 遇溺	0	0
Exposure to fire 火警燒傷	0	0
Exposure to explosion 爆炸受傷	0	0
Injured by hand tool 被手工具所傷	0	3
Injured by fall of ground 泥土傾瀉受傷	0	0
Asphyxiation 窒息	0	0
Contact with hot surface or substance 觸及灼熱表面或物質	0	0
Injured by animal 被動物所傷	0	0
Injured in workplace violence 於工作場所暴力事件中受傷	0	0
Others 其他類別	1	0
TOTAL 總數	30	22

Notes:

- Industrial accidents refer to injuries and deaths arising from industrial activities in industrial undertakings as defined under the Factories and Industrial Undertakings Ordinance.
- Figures in brackets denote the number of fatalities which has also been included in the number of accidents.
- The above accident figures of 2022 are recorded as at 30 March 2023.
- The above accident figures of 2023 are recorded as at 27 March 2024.

註釋:

- 工業意外是指在《工廠及工業經營條例》所界定的工業經營內發生的受傷或死亡意外，而這些意外是因工業活動而引致的。
- 括號內的數字顯示死亡人數，數字已包括在意外數目內。
- 上列二零二二年的意外數字為截至2023年3月30日所記錄的數字。
- 上列二零二三年的意外數字為截至2024年3月27日所記錄的數字。



Industrial Accidents in Construction Industry in 2023

- analysed by Type of Accident

二零二三年建造業之工業意外個案 - 按意外類別分析

Type of Accident 意外類別		2022 二零二二年		2023 二零二三年	
Trapped in or between objects	受困於物件之內或物件之間	160	(1)	106	(2)
Injured whilst lifting or carrying	提舉或搬運物件時受傷	583		597	
Slip, trip or fall on same level	滑倒、絆倒或在同一高度跌倒	921		910	(1)
Fall of person from height	人體從高處墮下	213	(10)	240	(9)
Striking against fixed or stationary object	與固定或不動的物件碰撞	317		385	
Striking against or struck by moving object	被移動物件或與移動物件碰撞	285		346	(1)
Stepping on object	踏在物件上	30		43	
Exposure to or contact with harmful substance	暴露於有害物質中或接觸有害物質	9		7	(2)
Contact with electricity or electric discharge	觸電或接觸放出的電流	7		12	(3)
Trapped by collapsing or overturning object	受困於倒塌或翻側的物件	17	(6)	5	(1)
Struck by falling object	遭墮下的物件撞擊	188		150	(1)
Struck by moving vehicle	遭移動中的車輛撞倒	12		14	
Contact with moving machinery or object being machined	觸及開動中的機器或觸及以機器製造中的物件	148		194	
Drowning	遇溺	0		0	
Exposure to fire	火警燒傷	5		5	
Exposure to explosion	爆炸受傷	1		9	
Injured by hand tool	被手工具所傷	105		32	
Injured by fall of ground	泥土傾瀉受傷	0		0	
Asphyxiation	窒息	0		0	
Contact with hot surface or substance	觸及灼熱表面或物質	10		10	
Injured by animal	被動物所傷	4		3	
Injured in workplace violence	於工作場所暴力事件中受傷	0		0	
Others	其他類別	31		29	
TOTAL	總數	3 046	(17)	3 097	(20)

Notes:

- Industrial accidents refer to injuries and deaths arising from industrial activities in industrial undertakings as defined under the Factories and Industrial Undertakings Ordinance.
- Figures in brackets denote the number of fatalities which has also been included in the number of accidents.
- The above accident figures of 2022 are recorded as at 30 March 2023.
- The above accident figures of 2023 are recorded as at 27 March 2024.

註釋:

- 工業意外是指在《工廠及工業經營條例》所界定的工業經營內發生的受傷或死亡意外，而這些意外是因工業活動而引致的。
- 括號內的數字顯示死亡人數，數字已包括在意外數目內。
- 上列二零二二年的意外數字為截至2023年3月30日所記錄的數字。
- 上列二零二三年的意外數字為截至2024年3月27日所記錄的數字。



Industrial Accidents in Food and Beverage Services in 2023

- analysed by Type of Accident

二零二三年餐飲服務業之工業意外個案 - 按意外類別分析

Type of Accident 意外類別		2022 二零二二年	2023 二零二三年
Trapped in or between objects	受困於物件之內或物件之間	46	40
Injured whilst lifting or carrying	提舉或搬運物件時受傷	415	509
Slip, trip or fall on same level	滑倒、絆倒或在同一高度跌倒	797	934
Fall of person from height	人體從高處墮下	29	15
Striking against fixed or stationary object	與固定或不動的物件碰撞	237	199
Striking against or struck by moving object	被移動物件或與移動物件碰撞	145	165
Stepping on object	踏在物件上	1	7
Exposure to or contact with harmful substance	暴露於有害物質中或接觸有害物質	34	29
Contact with electricity or electric discharge	觸電或接觸放出的電流	4	1
Trapped by collapsing or overturning object	受困於倒塌或翻側的物件	3	2
Struck by falling object	遭墮下的物件撞擊	69	45
Struck by moving vehicle	遭移動中的車輛撞倒	4	2
Contact with moving machinery or object being machined	觸及開動中的機器或觸及以機器製造中的物件	66	68
Drowning	遇溺	0	0
Exposure to fire	火警燒傷	8	6
Exposure to explosion	爆炸受傷	2	0
Injured by hand tool	被手工具所傷	615	668
Injured by fall of ground	泥土傾瀉受傷	0	0
Asphyxiation	窒息	0	0
Contact with hot surface or substance	觸及灼熱表面或物質	724	786
Injured by animal	被動物所傷	22	20
Injured in workplace violence	於工作場所暴力事件中受傷	0	0
Others	其他類別	22	28
TOTAL	總數	3 243	3 524

Notes:

- Industrial accidents refer to injuries and deaths arising from industrial activities in industrial undertakings as defined under the Factories and Industrial Undertakings Ordinance.
- Figures in brackets denote the number of fatalities which has also been included in the number of accidents.
- The above accident figures of 2022 are recorded as at 30 March 2023.
- The above accident figures of 2023 are recorded as at 27 March 2024.

註釋:

- 工業意外是指在《工廠及工業經營條例》所界定的工業經營內發生的受傷或死亡意外，而這些意外是因工業活動而引致的。
- 括號內的數字顯示死亡人數，數字已包括在意外數目內。
- 上列二零二二年的意外數字為截至2023年3月30日所記錄的數字。
- 上列二零二三年的意外數字為截至2024年3月27日所記錄的數字。



Statistics of Confirmed Occupational Diseases
(excluding Silicosis, Asbestosis, Mesothelioma, Occupational Deafness and Gas Poisoning)
by Industry in 2023

二零二三年各行業中經證實為職業病的個案數字統計
(矽肺病、石棉沉着病、間皮瘤、職業性失聰和氣體中毒除外)

Industry Section 行業主類	Occupational Disease Codes (2022)						Occupational Disease Codes (2023)					
	職業病譯碼 (二零二二年)						職業病譯碼 (二零二三年)					
	3	8	14	16	40	Total 總數	3	8	14	16	40	Total 總數
Agriculture, forestry and fishing 農業、林業及漁業	0	0	0	0	0	0	0	0	0	0	0	0
Mining and quarrying 採礦及採石業	0	0	0	0	0	0	0	0	0	0	0	0
Manufacturing 製造業	0	3	0	0	0	3	0	2	0	1	0	3
Electricity, gas and waste management 電力、燃氣及廢棄物管理	0	0	0	0	0	0	0	0	0	0	0	0
Construction 建造業	1	1	0	0	0	2	0	1	0	0	0	1
Import/export, wholesale and retail trades 進出口貿易、批發及零售業	0	1	0	0	0	1	0	3	0	1	0	4
Transportation, storage, postal and courier services 運輸、倉庫、郵政及速遞服務	0	0	0	0	0	0	0	0	0	0	0	0
Accommodation and food services 住宿及膳食服務	0	4	0	0	1	5	0	4	0	0	0	4
Information and communications 資訊及通訊	0	0	0	0	0	0	0	0	0	0	0	0
Financing and insurance 金融及保險	0	1	0	0	0	1	0	0	0	0	0	0
Real estate 地產	0	1	0	0	0	1	0	0	0	0	0	0
Professional and business services 專業及商用服務	0	1	0	0	0	1	0	0	0	0	0	0
Public administration, and social and personal services 公共行政以及社會及個人服務	0	9	2	0	0	11	2	4	6	0	0	12
Other industries 其他行業	0	0	0	0	0	0	0	0	0	0	0	0
Total 總數	1	21	2	0	1	25	2	14	6	2	0	24

Occupational Disease Codes	職業病譯碼
3 = Compressed Air Illness	3 = 氣壓病
8 = Tenosynovitis of the Hand or Forearm	8 = 手部或前臂腱鞘炎
14 = Tuberculosis	14 = 結核病
16 = <i>Streptococcus suis</i> Infection	16 = 豬型鏈球菌感染
40 = Occupational Dermatitis	40 = 職業性皮膚炎

Notes:

- 1) For information on silicosis, asbestosis and mesothelioma, please refer to the Pneumoconiosis Compensation Fund Board.
- 2) For information on occupational deafness, please refer to the Occupational Deafness Compensation Board.

註釋:

- 1) 有關矽肺病、石棉沉着病及間皮瘤，請參考肺塵埃沉着病補償基金委員會所發表的資料。
- 2) 有關職業性失聰，請參考職業性失聰補償管理局所發表的資料。



Number of Confirmed Cases of Occupational Diseases and Gas Poisoning in 2023

二零二三年經證實為職業病及氣體中毒個案數字

Occupational Disease 職業病	2022 二零二二年	2023 二零二三年
Occupational Deafness 職業性失聰	330	238
Silicosis 矽肺病	79	78
Tenosynovitis of the Hand or Forearm 手部或前臂腱鞘炎	21	14
Mesothelioma 間皮瘤	21	17
Tuberculosis 結核病	2	6
Asbestosis 石棉沉着病	3	3
<i>Streptococcus suis</i> Infection 豬型鏈球菌感染	0	2
Compressed Air Illness 氣壓病	1	2
Occupational Dermatitis 職業性皮膚炎	1	0
Gas Poisoning 氣體中毒 ¹	6 (2)	23 (9)
Total 總數	464	383

Note:

1. The figure in bracket denotes the number of incidents.

註釋:

1. 括號中的數字為事件次數。



Industrial Accidents in Construction Industry (2014 - 2023)

二零一四年至二零二三年建造業之工業意外數字

	2014	2015	2016	2017	2018	2019	2020	2021	2022	2023
No. of accidents 意外數目	3 467	3 723	3 720	3 902	3 541	2 947	2 532	3 109	3 046	3 097
No. of fatalities 致命意外數目	20	19	10	22	14	16	18	23	17	20
Employment size 受僱人數	82 795	95 103	107 799	118 674	111 849	101 750	97 182	105 430	104 663	112 313
Accident rate per 1 000 workers 每 1 000 名工人的意外率	41.9	39.1	34.5	32.9	31.7	29.0	26.1	29.5	29.1	27.6
Fatality rate per 1 000 workers 每 1 000 名工人的致命意外率	0.242	0.200	0.093	0.185	0.125	0.157	0.185	0.218	0.162	0.178

Notes:

1. The above statistics are compiled based on the Hong Kong Standard Industrial Classification Version 2.0.
2. Figures of employment size only covers manual workers on construction sites.
3. Figures of employment size for calculating the accident rate per 1 000 workers are based on the **Quarterly Report of Employment and Vacancies Statistics** published by the Census and Statistics Department.

註釋:

1. 以上的統計數字是按《香港標準行業分類2.0版》編製。
2. 受僱人數只包括在建築地盤工作的工人。
3. 用以計算每千名工人的意外率之受僱人數資料源自政府統計處發表的《就業及空缺按季統計報告》。



Industrial Accidents in Food and Beverage Services (2014 - 2023)

二零一四年至二零二三年餐飲服務業之工業意外數字

	2014	2015	2016	2017	2018	2019	2020	2021	2022	2023
No. of accidents 意外數目	5 566	5 386	4 975	4 990	5 047	4 425	3 124	3 999	3 243	3 524
No. of fatalities 致命意外數目	0	0	0	0	0	0	0	0	0	0
Employment size 受僱人數	242 944	243 162	242 584	243 204	250 035	244 266	210 975	213 953	216 721	224 318
Accident rate per 1 000 workers 每 1 000 名工人的意外率	22.9	22.1	20.5	20.5	20.2	18.1	14.8	18.7	15.0	15.7
Fatality rate per 1 000 workers 每 1 000 名工人的致命意外率	0.000	0.000	0.000	0.000	0.000	0.000	0.000	0.000	0.000	0.000

Notes:

1. The above statistics are compiled based on the Hong Kong Standard Industrial Classification (HSIC) Version 2.0.
2. Figures of employment size for calculating the accident rate per 1 000 workers are based on the **Quarterly Report of Employment and Vacancies Statistics** published by the Census and Statistics Department.

註釋:

1. 以上的統計數字是按《香港標準行業分類2.0版》編製。
2. 用以計算每千名工人的意外率之受僱人數資料源自政府統計處發表的《就業及空缺按季統計報告》。



Industrial Accidents in Manufacturing Industry (2014 - 2023)

二零一四年至二零二三年製造業之工業意外數字

	2014	2015	2016	2017	2018	2019	2020	2021	2022	2023
No. of accidents 意外數目	1 787	1 675	1 497	1 460	1 322	1 198	1 046	1 172	955	998
No. of fatalities 致命意外數目	0	2	3	3	1	1	1	0	4	4
Employment size 受僱人數	102 461	99 595	96 011	92 860	90 060	86 910	83 409	78 807	74 890	74 427
Accident rate per 1 000 workers 每 1 000 名工人的意外率	17.4	16.8	15.6	15.7	14.7	13.8	12.5	14.9	12.8	13.4
Fatality rate per 1 000 workers 每 1 000 名工人的致命意外率	0.000	0.020	0.031	0.032	0.011	0.012	0.012	0.000	0.053	0.054

Notes:

1. The above statistics are compiled based on the Hong Kong Standard Industrial Classification (HSIC) Version 2.0.
2. Figures of employment size for calculating the accident rate per 1 000 workers are based on the **Quarterly Report of Employment and Vacancies Statistics** published by the Census and Statistics Department.

註釋:

1. 以上的統計數字是按《香港標準行業分類2.0版》編製。
2. 用以計算每千名工人的意外率之受僱人數資料源自政府統計處發表的《就業及空缺按季統計報告》。



Industrial Accidents in Major Industries (2014 - 2023)

二零一四年至二零二三年主要行業之工業意外數字

	2014	2015	2016	2017	2018	2019	2020	2021	2022	2023
No. of accidents 意外數目										
Construction Industry 建造業	3 467	3 723	3 720	3 902	3 541	2 947	2 532	3 109	3 046	3 097
Food and Beverage Services 餐飲服務業	5 566	5 386	4 975	4 990	5 047	4 425	3 124	3 999	3 243	3 524
Manufacturing Industry 製造業	1 787	1 675	1 497	1 460	1 322	1 198	1 046	1 172	955	998
Accident rate per 1 000 workers 每 1 000 名工人的意外率										
Construction Industry 建造業	41.9	39.1	34.5	32.9	31.7	29.0	26.1	29.5	29.1	27.6
Food and Beverage Services 餐飲服務業	22.9	22.1	20.5	20.5	20.2	18.1	14.8	18.7	15.0	15.7
Manufacturing Industry 製造業	17.4	16.8	15.6	15.7	14.7	13.8	12.5	14.9	12.8	13.4

Notes:

1. The above statistics are compiled based on the Hong Kong Standard Industrial Classification (HSIC) Version 2.0.
2. Figures of employment size for calculating the accident rate per 1 000 workers are based on the **Quarterly Report of Employment and Vacancies Statistics** published by the Census and Statistics Department.

註釋:

1. 以上的統計數字是按《香港標準行業分類2.0版》編製。
2. 用以計算每千名工人的意外率之受僱人數資料源自政府統計處發表的《就業及空缺按季統計報告》。

**Industrial Accidents in All Industries (2014 - 2023)**

二零一四年至二零二三年所有行業之工業意外數字

	2014	2015	2016	2017	2018	2019	2020	2021	2022	2023
No. of accidents 意外數目	11 677	11 497	10 883	11 077	10 602	9 254	7 202	8 865	7 762	8 134
No. of fatalities 致命意外數目	25	24	18	29	16	22	21	25	25	24
Employment size 受僱人數	613 841	626 122	635 930	645 498	643 592	626 457	581 307	584 255	576 843	590 955
Accident rate per 1 000 workers 每 1 000 名工人的意外率	19.0	18.4	17.1	17.2	16.5	14.8	12.4	15.2	13.5	13.8
Fatality rate per 1 000 workers 每 1 000 名工人的致命意外率	0.041	0.038	0.028	0.045	0.025	0.035	0.036	0.043	0.043	0.041

Notes:

1. The above statistics are compiled based on the Hong Kong Standard Industrial Classification (HSIC) Version 2.0.
2. Figures of employment size for calculating the accident rate per 1 000 workers are based on the **Quarterly Report of Employment and Vacancies Statistics** published by the Census and Statistics Department.

註釋:

1. 以上的統計數字是按《香港標準行業分類2.0版》編製。
2. 用以計算每千名工人的意外率之受僱人數資料源自政府統計處發表的《**就業及空缺按季統計報告**》。



Number of Confirmed Cases of Occupational Diseases and Gas Poisoning (2014 - 2023)

二零一四年至二零二三年經證實為職業病及氣體中毒個案數字

Occupational Disease	職業病	2014	2015	2016	2017	2018	2019	2020	2021	2022	2023
Compressed Air Illness	氣壓病	2	2	0	1	1	1	0	1	1	2
Tenosynovitis of the Hand or Forearm	手部或前臂腱鞘炎	64	31	63	39	39	35	17	28	21	14
Carpal Tunnel Syndrome	腕管綜合症	0	1	0	0	1	0	0	0	0	0
Beat Knee	膝傷	0	0	0	0	0	1	0	0	0	0
Tuberculosis	結核病	7	9	6	9	4	5	3	11	2	6
<i>Streptococcus suis</i> Infection	豬型鏈球菌感染	1	0	1	1	2	0	0	0	0	2
Cadmium Poisoning	鎘中毒	0	0	0	0	0	0	0	0	0	0
Occupational Dermatitis	職業性皮炎	1	3	11	3	3	5	2	1	1	0
Poisoning by Halogen Derivatives of Hydrocarbons of the Aliphatic Series	脂肪系碳氫化合物的鹵素衍生物中毒	0	0	0	0	0	0	0	0	0	0
Inflammation or Ulceration of the Mucous Membrane of the Upper Respiratory Passages or Mouth produced by Dust, Liquid or Vapour	因塵埃、液體或蒸氣引致上呼吸道或口腔的黏膜發炎或潰瘍	0	0	0	0	0	0	0	0	0	0
Brucellosis	布魯氏桿菌病	0	0	0	0	0	0	0	0	0	0
Phosphorous Poisoning	磷中毒	0	0	0	0	0	0	0	0	0	0
Leptospirosis	鉤端螺旋體病	0	0	0	0	0	0	0	0	0	0
Avian chlamydiosis	鸚鵡熱或飼鳥病	0	0	0	0	0	0	0	0	0	0
Occupational Asthma	職業性哮喘病	0	1	0	1	0	0	1	0	0	0
Silicosis	矽肺病	68	56	43	54	59	52	88	67	79	78
Asbestosis	石棉沉着病	2	0	4	2	2	7	12	7	3	3
Mesothelioma	間皮瘤	14	13	7	16	10	10	12	20	21	17
Occupational Deafness	職業性失聰	102	133	184	177	275	308	78	394	330	238
Legionnaires' Disease	退伍軍人病	0	0	0	0	0	1	0	0	0	0
Gas Poisoning ¹	氣體中毒 ¹	6 (4)	7 (5)	14 (6)	1 (1)	4 (3)	17 (4)	3 (1)	5 (2)	6 (2)	23 (9)
Mercury Poisoning	汞中毒	0	0	1	0	0	0	0	0	0	0
Total	總數	267	256	334	304	400	442	216	534	464	383

Note:

1. The figure in bracket denotes the number of incidents.

註釋:

1. 括號中的數字為事件次數。



Occupational Injuries and Injury Rates in All Economic Activities (2014 - 2023)

二零一四年至二零二三年所有經濟行業之職業傷亡個案及傷亡率

	2014	2015	2016	2017	2018	2019	2020	2021	2022	2023
Number of occupational injuries 傷亡個案	37 523	35 852	35 768	35 631	35 964	32 872	27 127	30 448	32 026	29 456
Injury rate per 1 000 employees 每 1 000 名僱員的傷亡率	12.8	12.1	11.9	11.8	11.8	10.8	9.3	10.5	11.2	10.1

Notes:

1. The above statistics are compiled based on the Hong Kong Standard Industrial Classification Version 2.0.
2. Figures of employment size for calculating the injury rate per 1 000 employees are based on the **Quarterly Report of Employment and Vacancies Statistics** published by the Census and Statistics Department.

註釋:

1. 以上的統計數字是按《香港標準行業分類2.0版》編製。
2. 用以計算每千名僱員的傷亡率之受僱人數資料源自政府統計處發表的《就業及空缺按季統計報告》。